PNL-SA-4868 Rev. 5

ANOMALIES OF NUCLEAR CRITICALITY

E. D. Clayton

June 1979

Pacific Northwest Laboratory
Richland, Washington 99352

Rev. # 5

June, 1979

ANOMALIES OF NUCLEAR CRITICALITY

E. D. Clayton

CONTENTS

	Page
LIST OF FIGURES	i
LIST OF TABLES	iv
ABSTRACT	v
A. INTRODUCTION	1
B. CONCEPTS AND COMPLEXITY OF CRITICALITY	1
1. Neutron Economy and Criticality in Uranium	2
2. K_{eff} as an Index of Criticality	6
3. Successive Generations and Source Multiplication	9
4. Variation of Critical Mass With Sphere Radius for Homogeneous ^{239}Pu - Water Mixtures	12
5. A Triple Point in Criticality (Identical Critical Volume but Three Different Concentrations)	14
6. Identical Critical Mass at Four Concentrations	15
7. Limiting Critical Enrichment of Uranium for Aqueous Homogeneous Solutions	19
8. Thirty-Six Years and the Criticality of Intermediate Uranium Enrichments (What is Known)	19

Page

C. COMMENT ON CRITICAL CONCENTRATIONS FOR ^{233}U, ^{235}U AND ^{239}Pu (CAN THE LIMIT OF ANY ONE BE SAFE FOR ALL THE OTHERS?) 25

D. THE CUBE AND THE SPHERE 27

E. THE CRITICALITY OF LARGE BILLETS vs. SMALL RODS - CONDITIONS FOR MINIMUM MASS (TRIANGULAR VS. SQUARE LATTICE) 30

F. THE LIMITING CRITICAL FUEL ROD CONCEPT (WHEN LARGER IS BETTER - SAFER) 33

G. ADDED SCATTERERS AND MODERATION 38

1. A Point of Discontinuity 38

2. The Reduction in Mass of the Sphere 40

3. The Paradox of the Infinite Slab 40

H. DENSITY EFFECTS 42

1. External Moderation 43

2. Internal Moderation - Unbounded Regions and Multiple Infinity 45

3. Moderation and Density Effects in Dry and Damp Powders 46

4. The Dilute Fissile Bearing Solution (Criticality and Evaporation) 50

I. CRITICALITY AND THE NEGATIVE BUCKLING CORE 53

J. THE COMPLEX REFLECTOR 55

K. THE DISSOLVER PARADOX 57

L. ^{235}U, ^{239}Pu - ^{238}U MIXTURES (CONCENTRATION OR MODERATION - EFFECT ON CRITICAL MASS) 61

M. THE CRITICALITY OF ^{239}Pu - ^{240}Pu METAL MIXTURES 64

Page

N. ARRAY ANOMALIES 66

1. Mixed Units in Storage 66

2. Bare Metal Arrays - A Case Wherein Criticality can be Achieved by Diluting ^{235}U With Non-Fissile ^{238}U 68

3. Reactivity Enhancement Due to Density Reduction in Units of Arrays (When a Reduction in the Unit k_{eff} can Enhance Array Criticality) 70

4. Reciprocalness (When a Reduction in the Unit k_{eff} Diminishes Array Reactivity) 73

5. Unit Shape and Array Criticality (Units of Same Nuclear Material, Unit k_{eff}, and Average Lattice Density in Array - But Critical Number can Differ) 74

6. Fire (Fog, Mist or Flooding: A Potential for Triple Criticality) 75

O. A PRECAUTION ON SOLUBLE NEUTRON ABSORBERS 79

P. AN ODDITY OF POISON (THE CONTROL ROD AND THE SOLUTION SPHERE) 81

Q. NATURE OF FISSION AND THE CRITICALITY PROCESS (FROM PROTACTINIUM TO CALIFONRIUM AND BEYOND) 83

1. Even-N vs. Odd-N Nuclides - A Reversal on the Effect of Moderation 88

2. ^{238}Pu - No Oddity After All 90

R. THE "CASE OF THE VANISHING DOLLAR" 94

1. Even-N Nuclides 94

2. Kinglet Critical Assembly - The Recirculation of Fuel 95

S. THE INFINITE SEA CONCENTRATION 96

1. Infinite Sea Concentrations and Minimum Critical Masses (The Smallest Critical Concentration in an Infinite System - But Not the Smallest Critical Mass in A Finite System, and Vice Versa) 96

Page

2. Interpretation and Application of Limiting Critical Concentrations of Fissile Nuclides in Water 98

3. Criticality in Earth 101

4. The Universe - The Beginning 107

5. Criticality Possible in Universe With Fissile Nuclides at Concentrations in Ether Near Permissable Airborne Limits on Earth 110

T. NATURE'S ANOMALY IN WEST AFRICA 111

U. "SMALL MASS" CONCEPTS 113

1. Thin Foils and Nonabsorbing Low Temperature Moderating Reflectors 113

2. The Laser-Induced Micro-Explosion 114

3. The Beryllium Reflector; Polyethylene Moderation and Spacial Redistribution 118

V. BEYOND CALIFORNIUM - AN ISLAND OF STABILITY - THE SUPERHEAVY ELEMENT "X" 119

" Micro"Critical Mass 122

W. THE POWER REACTOR - FOUR BILLION WATTS AND SUBCRITICAL 122

X. SUNDRY 123

1. Gold and Uranium 123

2. Criticality Accidents (The Moon, Light Flashes, and Blue Glow) 125

Y. CONCLUSIONS 129

Z. AND THEN THERE WERE NONE 132

ADKNOWLEDGEMENTS 135

REFERENCES 136

LIST OF FIGURES

		Page
Figure 1 -	Neutron Economy in Natural Uranium Reactor System	3
Figure 2 -	k_{eff} of Fractional Critical Mass vs. Critical Mass	7
Figure 3 -	k_{eff} of Fractional Critical Cylinder Diameter vs. Critical Cylinder Diameter	8
Figure 4 -	Estimated Mass and Radius of Critical Plutonium-Water Spheres	13
Figure 5 -	Water Reflected Sperhical Critical Radii of Pu (Metal)-Water Mixtures	16
Figure 6 -	Illustration of Triple Point of Criticality	17
Figure 7 -	Computed Reflected Spherical Critical Mass of PuO_2-UO_2-Water Mixtures With 25 Isotopic Percent ^{240}Pu	18
Figure 8 -	Computed Values of Reproduction Factors for Homogeneous UO_3 Water Mixtures at Various ^{235}U Enrichments	21
Figure 9 -	Minimum Critical Volume vs. Uranium Enrichment	24
Figure 10 -	Ratio of Critical Sphere Volume to Cube Volume - Plexiglas Reflected Assemblies	29
Figure 11 -	Square Lattice vs. Triangular Lattice Pattern	31
Figure 12 -	Estimated Surface-to-Volume Ratios of Large Rods Which Result in Zero Bucklings (Infinite Critical Masses)	35
Figure 13 -	The Criticality of Tightly Packed Low Enriched ^{235}U Fuel Bundles in Water	37
Figure 14 -	Computed Critical Volume as Water is Added to 30/70 $PuO_2/^{235}UO_2$ at 7 g/cm^3	39
Figure 15 -	Computed Mass/Volume Curves for 30/70 $PuO_2/^{235}UO_2$	41
Figure 16 -	Computed Critical Masses of U(93.5) Metal Reflected by Thick Graphite or Beryllium for a Wide Range of ^{235}U Densities	44

		Page
Figure 17 -	Critical Mass (kg ^{235}U) of Homogeneous Spheres Containing ^{235}U, ^{238}U and Carbon vs. ^{235}U Density for Various ^{235}U Enrichments	47
Figure 18 -	Evaporation - Concentration and Criticality	52
Figure 19 -	Critical Separation Between Fuel Clusters of 2.35 wt% and 4.29 wt% ^{235}U Enriched UO_2 Rods in Water With Depleted Uranium or Lead Reflecting Walls	56
Figure 20 -	Pu Metal Dissolution	58
Figure 21 -	Computed Critical Mass (Total ^{239}Pu) Versus Volume (^{239}Pu in PuO_2 + H_2O Solution)	59
Figure 22 -	Computed Critical Mass Versus Solution Concentrations; 3 kg Dissolving into 5 Liter Volume	60
Figure 23 -	Computed Critical Masses of Water Reflected Spheres of Uranyl Nitrate Solutions (No Excess HNO_3)	62
Figure 24 -	Computed Critical Masses of Water-Reflected Spheres of PuO_2 and $U_{NAT}O_2$- H_2O Mixtures	63
Figure 25 -	^{240}Pu Effects on Water Reflected Spherical Critical Masses	65
Figure 26 -	Criticality of Mixed Arrays	67
Figure 27 -	Critical Mass and Volume of Unreflected Metal Arrays	69
Figure 28 -	Reactivity Enhancement Due to Density Reduction in Units	71
Figure 29 -	Comparison of Critical Reflected Arrays of U (93.1) Metal Spheres and Cylinders	76
Figure 30 -	Fire (Fog, Mist, or Flooding: The Potential of Triple Criticality in a Storage Array)	78
Figure 31 -	Quantity of Boron Required to Reduce k_∞ of Homogeneous Aqueous Pu Solutions to Unity	80

		Page
Figure 32 -	Control Rod Effect on Flux Level	82
Figure 33 -	The Atom (A "Big Idea" About an Exceedingly Small Thing)	84
Figure 34 -	Heavy Element Atom	86
Figure 35 -	Criticality of Homogeneous ^{237}Np-Water Systems	91
Figure 36 -	Empirical Correlation of k_∞ vs. Energy Difference Bn-Ea (Even n Nuclides)	92
Figure 37 -	Computed k_∞ vs. Weight Fraction of Plutonium in Pu + U Homogeneous Aqueous Solutions of ^{239}Pu + U (nat) O_2 (Plutonium Concentration Held Fixed at 7 g Pu/ℓ)	99
Figure 38 -	Material Buckling vs. H/Pu (Pu-H_2O in Soils; 3 wt% ^{240}Pu in Pu, GAMTEC-II Calculation)	105
Figure 39 -	k_∞ vs. H/Pu (Pu-H_2O in Soils; 3 wt% ^{240}Pu in Pu; GAMTEC-II Calculation)	106
Figure 40 -	Criticality in Universe (At the Critical Concentration of ^{235}U Atoms in "Infinite Ether," Neutron Would Travel some 100 times Distance Between Earth and Moon Before Absorption)	109
Figure 41 -	Criticality in Earth - OKLO Mine	112
Figure 42 -	Small Mass Concepts (Thin Foils and Nonabsorbing Low Temperature Moderating Reflectors)	115
Figure 43 -	Laser Implosion of Fissionable Pellet	117
Figure 44 -	Known and Predicted Regions of Nuclear Stability, Surrounded by a Sea of Instability	120
Figure 45 -	Criticality and the "Blue Flash"	128

LIST OF TABLES

		Page
Table I.	k_{eff} and Computed Multiplication With ^{252}Cf Point Source	10
Table II.	Type of Water-Reflected Uranium System that Gives the Smallest Critical Volume and the Smallest Critical Mass Including Uranium of Intermediate Enrichments	22
Table III.	Estimated Critical Concentrations of Fissile Isotopes in Infinite Length, Water-Reflected Cylinders	26
Table IV.	Comparison of Minima for Lattices of U (3.85) Arranged in Square and Triangular Patterns	32
Table V.	Calculated Water-Reflected Spheres for $^{239}PuO_2$-U (NAT)O_2 (Dry and Damp Powders)	48
Table VI.	Computed k_{eff} for Spheres of 1000 cm Core Radius With 500 cm Thick D_2O Reflector	54
Table VII.	Mixed Units of 3.5 kg Pu Metal and 125 g Pu in Solution (H/Pu Ratio of 500)	68
Table VIII.	Neutron Fissionability and Criticality	89
Table IX.	Hanford Soil Compositions, Weight Percent	104
Table X.	Properties of Superheavy Nuclei	121
Table XI.	Multigroup Calculations of k_∞ for Au-U Mixtures	124

ANOMALIES OF NUCLEAR CRITICALITY

ABSTRACT

Definitions of anomaly commonly include: A deviation from a common or accepted rule, something that may be out of keeping with regard to accepted notions of fitness and order. There is a scientific way to understand every phenomena and a valid reason for the occurrence of any happening. An anomaly, once disclosed, is therefore amenable to explanation.

During the development of nuclear energy, a number of apparent "anomalies" have become evident in nuclear criticality. Some of these have appeared in the open literature and some have not. Yet, a naive extrapolation or application of existing data, without knowledge of the "anomalies", could lead to potentially serious consequences. Several of the known "anomalies" include, but are not limited to,

1. relationship between criticality in finite spheres and reflected cubes
2. relationships between critical concentrations of ^{233}U, ^{235}U, and ^{239}Pu in infinite cylinders
3. when the "worth of the dollar" goes to zero
4. effect of added scatterers on the criticality of infinite slabs
5. small mass concepts whereby criticality can be achieved with less than an ounce of fissile material if in the form of a single small foil $\simeq$ 0.005 mm thick
6. laser-induced micro-explosion involving the initiation of a supercritical event in a highly compressed, small pellet of Pu containing as little as 10^{-2} g Pu
7. effects of progressive water flooding on the criticality of interacting arrays of fissile materials in storage vaults

8. the criticality of large billets of U vs. small rods; conditions for minimum mass (triangular vs. square lattice pitch)

9. the limiting critical fuel rod concept for low enriched uranium (when larger is better - safer)

10. effect of mixing metal and fissile bearing aqueous solutions together in the same vault

11. criticality aspects of ^{239}Pu-^{240}Pu metal mixtures; recent calculations suggest an unreflected critical mass for ^{240}Pu metal that is significantly less than that of ^{235}U metal

12. criticality of coupled fast-thermal systems composed of small plutonium metal spheres surrounded by aqueous plutonium-bearing solutions

13. criticality of slightly enriched uranium and the negative buckling core

14. homogeneous aqueous mixtures of ^{235}U and ^{238}U, wherein it would be possible to achieve criticality (over limited concentration ranges) with a smaller quantity of ^{235}U in the form of low enriched U than if the ^{235}U were in the highly enriched form (similarly for ^{239}Pu-^{238}U)

15. interpretation and application of limiting critical concentrations of fissile nuclides in water; PuO_2 - $U_{NAT}O_2$ - H_2O mixtures and the occurrence of a maximum in k_∞ at low Pu concentrations

16. infinite sea concentrations and minimum critical masses; the smallest critical concentration in an infinite system - but not the smallest mass in a finite system, and vice versa

17. interacting finite cubic arrays of metal units wherein an unmoderated array of 30.0% ^{235}U enriched spheres might have a lower critical lattice density, and hence ^{235}U mass, than an array of 93.2% ^{235}U enriched spheres

18. unit shape and array criticality; a case wherein units composed of the same fissile nuclide, unit k_{eff}, and average lattice density in the array can have a different critical number

19. reactivity enhancement due to density reduction in units of arrays; a case wherein a reduction in the unit k_{eff} can enhance the array criticality, and conditions under which a reduction in unit k_{eff} can diminish array reactivity

20. effects of density changes in spherical cores with weakly absorbing reflectors (external moderation)

21. insertion of a neutron absorbing control rod into a Pu solution sphere wherein the effect of this was to cause the assembly's reactivity to initially <u>increase</u> as the rod entered the solution

22. appearance of critically unbounded regions (of infinite masses) for slightly enriched uranium

23. criticality in the earth

24. criticality in the universe

25. an apparent chain reaction which took place in the Republique of Gabonaise, West Africa, in primeval times with low (3 wt% ^{235}U) enriched uranium

26. criticality of even-n nuclides beginning with the naurally occurring element, $^{231}_{91}Pa$

27. beyond Californium projection of the "micro" critical mass for the doubly-closed shell, super-heavy magic nuclei of the future

28. neutron multiplication and the power reactor (four billion watts and subcritical)

There can be as many as three different fuel concentrations with the same critical volume, and perhaps four different fuel concentrations may result in the same critical mass. Contrary to the usual expectation, the sphere, after all, may not be the configuration of least mass; the reflected cube may be somewhat less under certain circumstances. In some cases, the effect of added scatterers can significantly reduce the critical dimension; whereas, in others the result can be precisely the opposite.

Reducing core density can, under some circumstances, actually decrease the critical mass, contrary to the usual expectation that the mass will be increased. Surprising as it may seem, a system with k_∞ < unity might be made critical by reducing the core size and adding a finite reflector of D_2O, etc., (in the latter case $k_{eff} > k_\infty$!). In some cases, the effect of moderation results in the smallest critical mass; whereas, in others (depending on the evenness or oddness of the nuclide), the effect is again precisely the opposite.

It is noted that a homogeneous aqueous mixture of ^{235}U and ^{238}U could have a smaller ^{235}U critical mass (over a limited concentration range) with low enriched uranium than if the uranium were fully enriched (93.5 wt% ^{235}U), and that an unmoderated interacting array of metal units (spheres of 30 wt% ^{235}U) might have lower critical density than an array of fully enriched uranium spheres, of identical volume, and thus a smaller critical ^{235}U mass in the array.

A number of peculiarities are manifest in the criticality of interacting arrays of subcritical units, that relate to the unit shape, its density, the isotopic fuel composition, the lattice density within the array, and the degree of internal and external moderation and reflection involved. There is an example wherein the effect of inserting a neutron absorbing rod into a Pu-solution-bearing sphere is to cause the reactivity to initially increase rather than decrease.

It is to be noted that in the case of certain heavy, even-n nuclides, which possess fission thresholds, the "worth of the dollar" can become effectively zero because the energy of the delayed neutrons will, for the most part, be less than the fission thresholds. In these cases, ^{238}Pu for example, no state of "delayed criticality" could prevail, but only "prompt criticality."

For very dilute homogeneous PuO_2-$U_{NAT}O_2$-H_2O mixtures, calculations show a maximum in k_∞ to occur at low Pu concentrations; i.e., a higher value of k_∞ can be achieved, or a lower critical concentration of Pu is possible, with

3 wt% PuO_2 than with 8 wt% PuO_2. Based on the data and calculations pertaining to ^{239}Pu-^{240}Pu metal mixtures, there appears to be an inconsistency in the effect of ^{240}Pu on the criticality of the mixture, which is thought to be due to a change in spectrum brought about by the addition of the ^{240}Pu. Calculations now indicate the critical mass for ^{240}Pu metal to be significantly less than that of ^{235}U metal.

It is shown that a processing plant that is "safe by shape" for ^{239}Pu should not be considered safe, on a apriori basis, for processing either ^{233}U or ^{235}U solutions at equal concentrations. This is true even though the ^{239}Pu has the smallest limiting critical concentration, the smallest minimum mass in the form of an aqueous solution, and the smallest mass when in the form of metal.

Pressures up to 10^{12} atm, comparable with the pressure in the center of the sun, are now believed achievable with advanced giant lasers or electron beams which could change the density of a small pellet of fissionable material under irradiation by a factor of some 250, thus making it possible to achieve a supercritical event in a small pellet of Pu containing as little as 10^{-2} g Pu.

One of the more interesting events in the annals of criticality is the discovery of an apparent prehistoric chain reaction (Nature's Anomaly) that took place in the Republique of Gabonaise in primeval times with $\sim$ 3 wt% ^{235}U enriched uranium.

Finally, it is interesting to recall that, in the presence of inherent neutron sources, even the power reactor will be technically subcritical ($k_{eff} < 1$) when operating in a constant power mode at any power level.

Several of the anomalies cited herein would constitute "autocatalytic reactions," for in the event of criticality, the reactivity would be increasingly enhanced as a consequence of the reaction.

The list continues and there are doubtless many other seemingly apparent anomalies that are interesting (albeit they be perhaps hypothetical) that can be cited in the field of criticality. For example, cadmium, gadolinium, samarium, Boron, etc. can be highly effective when used in control rods for reducing the reactivity, or "shut down" of a reactor, if these materials are positioned on the interior of the reactor's core. The same materials could, however, increase the reactivity, or enhance criticality, if they were utilized as reflectors on the exterior or surface of the reactor's core - a fact not always fully appreciated. The reason is that any nuclear material irrespective of the magnitude of its absorption cross section can never have a scattering cross section for return of neutrons that is zero.

ANOMALIES OF NUCLEAR CRITICALITY

A. INTRODUCTION

A large body of knowledge has been accumulated on criticality, and the factors affecting criticality, since inception of the first chain reaction in 1942.[1-5] Criticality, however, is fraught with complexities, and lest we become too complacent in the era of advancement, it may be well, at this time, to recount a few of the apparent anomalies - some of which have heretofore remained unpublished in the open literature. Most of the examples to be cited are not well known. Yet, without knowledge of these "anomalies" an unwise application of existing data could lead to potentially serious consequences. As an introduction to the apparent anomalies that follow, our discussion begins with a qualitative description of the concepts and complexities of nuclear criticality.

B. CONCEPTS AND COMPLEXITY OF CRITICALITY

The phenomenon of criticality depends on the interaction of neutrons with matter, and is characterized by a self-sustaining fission chain reaction. Consider the conditions for achieving criticality. The exact configuration, or spatial density, must be known for each kind of atom present in the system. Criticality, then, depends not only on the quantity of fissile material present, but on the size, shape, and material of any containment vessel which may be used, on the nature of any solvents or diluents, and on the presence of any adjacent material which may possibly return neutrons through scattering back into the fissile material.

The state of criticality can be further expressed in terms of the multiplication factor, which may be defined as the ratio of the number of neutrons in one generation to the number of corresponding neutrons in the immediately preceding generation. Obviously, for each neutron in the

first generation, there must result in at least one neutron in the second generation, etc., if a self-sustaining chain reaction is to continue. The reproduction factor will be unity when a precise balance exists between the production of neutrons through fissions and the subsequent losses. From the neutron balance point of view, the critical condition is defined when:

> the average number of neutrons produced per unit time = average number absorbed per unit time + average number escaping per unit time.

The reproduction factor is the ratio of neutron production to losses, or

$$k_{eff} = \frac{\text{Production}}{\text{Leakage + Absorption}}$$

The fate of a fission neutron is to either be absorbed in the fissile material, diluent, or structural material of the containment system, or to escape through leakage.

1. <u>Neutron Economy and Criticality in Uranium</u>

To illustrate, the neutron economy for a homogeneous mixture of U and diluent is presented in abbreviated form in Figure 1.

If the system is of infinite dimension, the fraction of neutrons escaping through leakage (1 - P) becomes zero since the non-leakage fraction P becomes unity. In this case k becomes = $\varepsilon p f \eta$, which is the multiplication constant for an infinite system, k_∞. The reproduction factor for the finite system (k_{eff}) can then be expressed as the simple product

$$k_{eff} = k_\infty P, \text{ where } P = P_{th} P_f$$

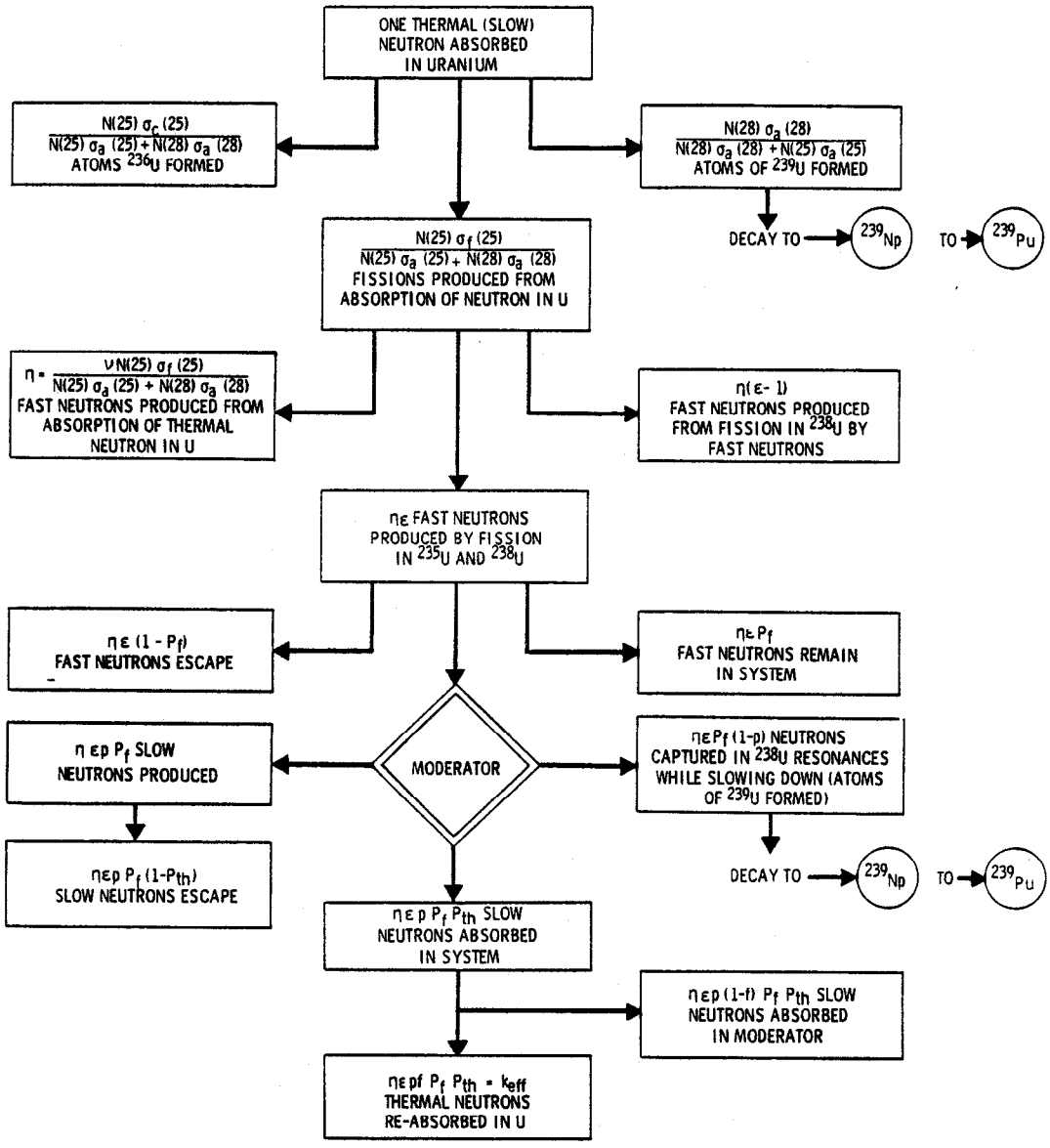

SYSTEM IN STATE OF CRITICALITY IF k_{eff} = UNITY

σ_a (ABSORPTION) = σ_c (CAPTURE) + σ_f (FISSION).

ν = NUMBER OF NEUTRONS / FISSION

η = NUMBER OF NEUTRONS PRODUCED PER NEUTRON ABSORBED IN FISSIONABLE MATERIAL

p = RESONANCE ESCAPE PROBABILITY; FRACTION OF NEUTRONS THAT ESCAPE CAPTURE IN ^{238}U

f = FRACTION OF NEUTRONS THAT ARE ABSORBED IN URANIUM AT THERMAL ENERGY

ε = FAST FISSION FACTOR: RATIO OF THE NUMBER OF FAST NEUTRONS RESULTING FROM FISSIONS CAUSED BY NEUTRONS OF ALL ENERGIES (FAST AND SLOW) RELATIVE TO THE NUMBER PRODUCED BY THERMAL (SLOW) NEUTRON FISSION

P_f = FRACTION OF FAST NEUTRONS PRODUCED THAT DO NOT ESCAPE THROUGH LEAKAGE WHILE SLOWING DOWN; FAST NON-LEAKAGE PROBABILITY

P_{th} = FRACTION OF NEUTRONS THAT DO NOT ESCAPE THAT REACH SLOW OR THERMAL NEUTRON ENERGY; THERMAL NON-LEAKAGE PROBABILITY

Figure 1. Neutron Economy in Natural Uranium Reactor System

In order to compute criticality it is required to calculate the interaction of the neutrons with the materials composing the reactor system. The probability of neutron interaction is given by the nuclear cross sections for the various reactions. The problem is complicated, since the cross sections are energy-dependent. The microscopic cross section, σ, for high energy neutrons is of the same order of magnitude as the actual cross sectional area presented by the target nucleus. The average energy of the neutrons released in fission is about 2 MeV. The cross section for absorption of a neutron in ^{235}U at this energy is only about 1.3 barns, whereas, for thermal neutrons (0.025 e.v.) the cross section becomes 681 barns, or some 500 times larger. At 2 MeV the most likely occurrence on collison of a neutorn with a U atom is that the neutron will simply scatter or be deflected. To accurately compute criticality, the various neutron interactions must be determined over the entire energy spectrum of neutrons in the system The neutron spectrum is, in turn, determined by the amount of diluent (especially hydrogeneous materials) that can moderate or slow down the neutrons. Fast neutrons lose energy through collison processes by inelastic and elastic scattering.

In the case of inelastic scattering, part of the energy of the incoming neutron goes into internal excitation of the target nucleus with subsequent release by gamma emission; a portion of the kinetic energy of the neutron has been converted into gamma emission, leaving the neutron with less energy. Inelastic scattering is important chiefly in heavy nuclei such as uranium. The threshold energy below which the reaction cannot occur is about 0.1 MeV. The loss of energy by elastic scattering is determined by the mechanics of the interaction and is thus greater for the lightest nuclei, such as from the hydrogen contained in water. Through the above two processes, the fast fission neutrons can be moderated to thermal energies ($\sim$ 0.025 e.v.)

The state of criticality for the system may further be defined in terms of the value k:

State of Criticality

$k \equiv$ Unity	Delayed Critical
$k >$ Unity	Supercritical
	i Delayed
	ii Prompt
$k <$ Unity	Subcritical

Delayed critical defines a condition of precise balance between production and losses of neutrons whereby all of the neutrons released in fission (including those that are delayed) are required to obtain a reproduction factor of unity. Two supercritical conditions are defined: Delayed and Prompt. In the delayed supercritical state, k exceeds unity, but only by an amount that is less than the total contribution possible from delayed neutrons. In the prompt supercritical state, k exceeds unity by an amount that is equal to, or greater than, the contribution from delayed neutrons.

Changes in k above unity will cause exponential changes in the neutron population at a rate dependent on the average neutron lifetime. If the system is delayed critical, this lifetime is determined principally by the mean life of the delayed neutron emitters, whereas, if the system is prompt critical the lifetime becomes essentially the time from birth to death of a neutron emitted promptly in fission. Since the latter lifetime is extremely short, $\sim 10^{-4} - 10^{-8}$ sec., the neutron population will increase at a rapid and uncontrollable rate, resulting in a "criticality accident." The system becomes prompt critical when $\frac{k_{eff} - 1}{k_{eff}} = \beta_{eff}$ where β_{eff} is the effective delayed neutron

fraction. In the case of uranium, this would mean the system would become prompt critical with $k_{eff} \simeq 1.007$ or with k only slightly above unity.

2. K_{eff} As An Index Of Criticality

As criticality is approached, or as the size is increased, for any given concentration, k_{eff} will increase and approach unity; k_{eff} is, therefore, an index of criticality. A pertinent question, applicable to any system, concerns the value of k_{eff} for any given fraction of critical mass. In criticality safety analysis, it is common to evaluate safety in terms of a given value of k_{eff}; i. e., the system is safe, providing k_{eff} does not exceed 0.9 or 0.95, etc. A problem arises because there is no general consistency between k_{eff} and fraction of critical mass except at the point of criticality (where k_{eff} = unity). Two different systems which have the same fraction of critical mass may have different values of k_{eff}. Stating it another way, for a specified value of k_{eff} on two systems (with different fuel compositions), one system may have a higher fraction of critical mass and be "less safe" than the other. This fact has perhaps not always been fully appreciated by those in the field.

The weird-complex variation in k_{eff} of fraction of critical mass vs. critical mass is shown in Figure 2, where k_{eff} has been computed by R. D. Carter, et. al., for two cases; 50% of a critical mass and 75%, spanning the range of concentrations from Pu metal (19.6 g Pu/cc) to dilute aqueous solutions (0.01 g Pu/cc) for both unreflected and water-reflected systems.[1]

Figure 3 gives k_{eff} of the fractional critical cylinder diameter vs. the critical cylinder diameter.[1] In the case of the unreflected cylinders, where the diameters are 85% of the critical values, k_{eff} is seen to vary from about 0.96 to 0.86 throughout the range covered by the calculations. Since the

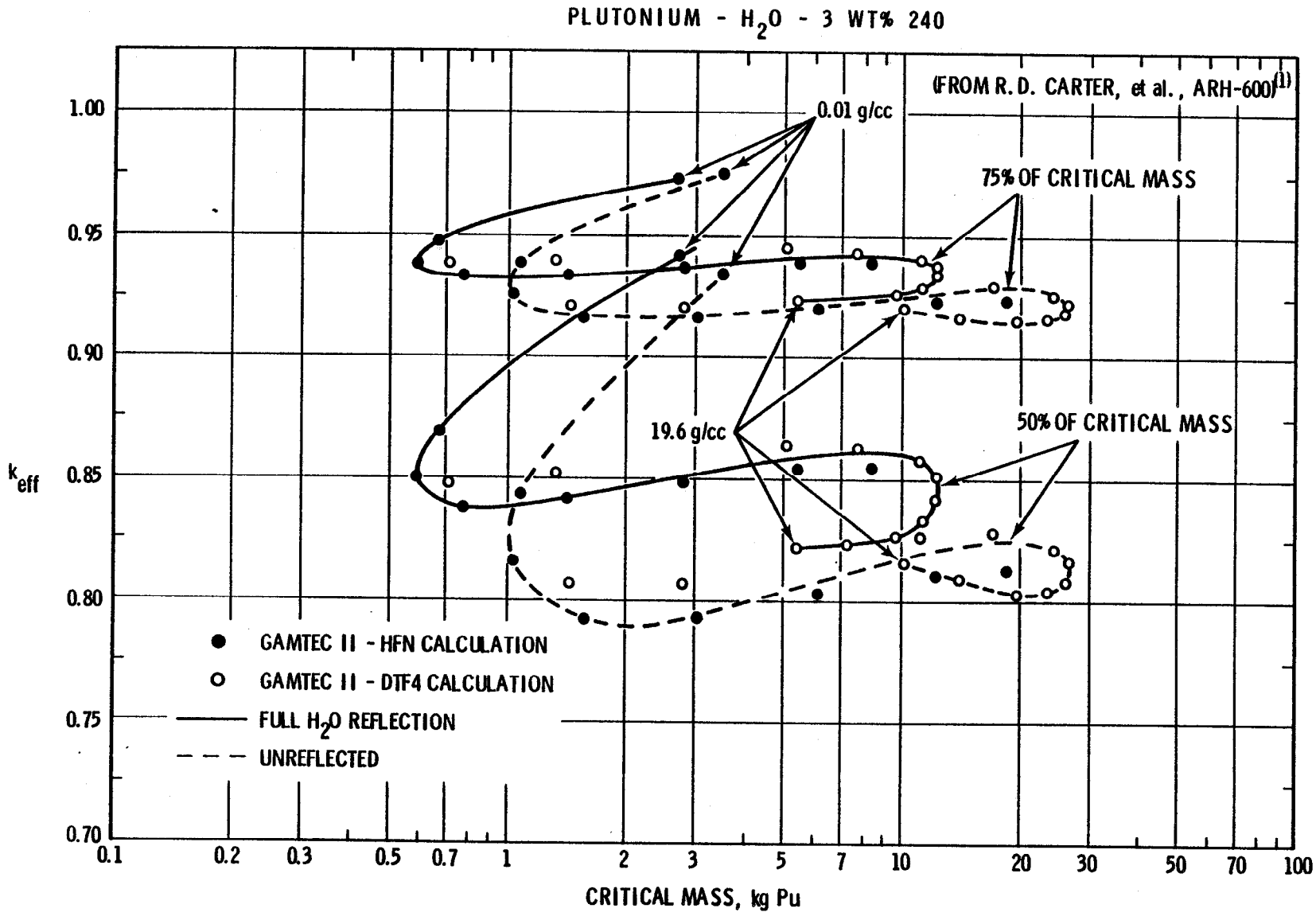

Figure 2. K_{eff} of Fractional Critical Mass vs. Critical Mass

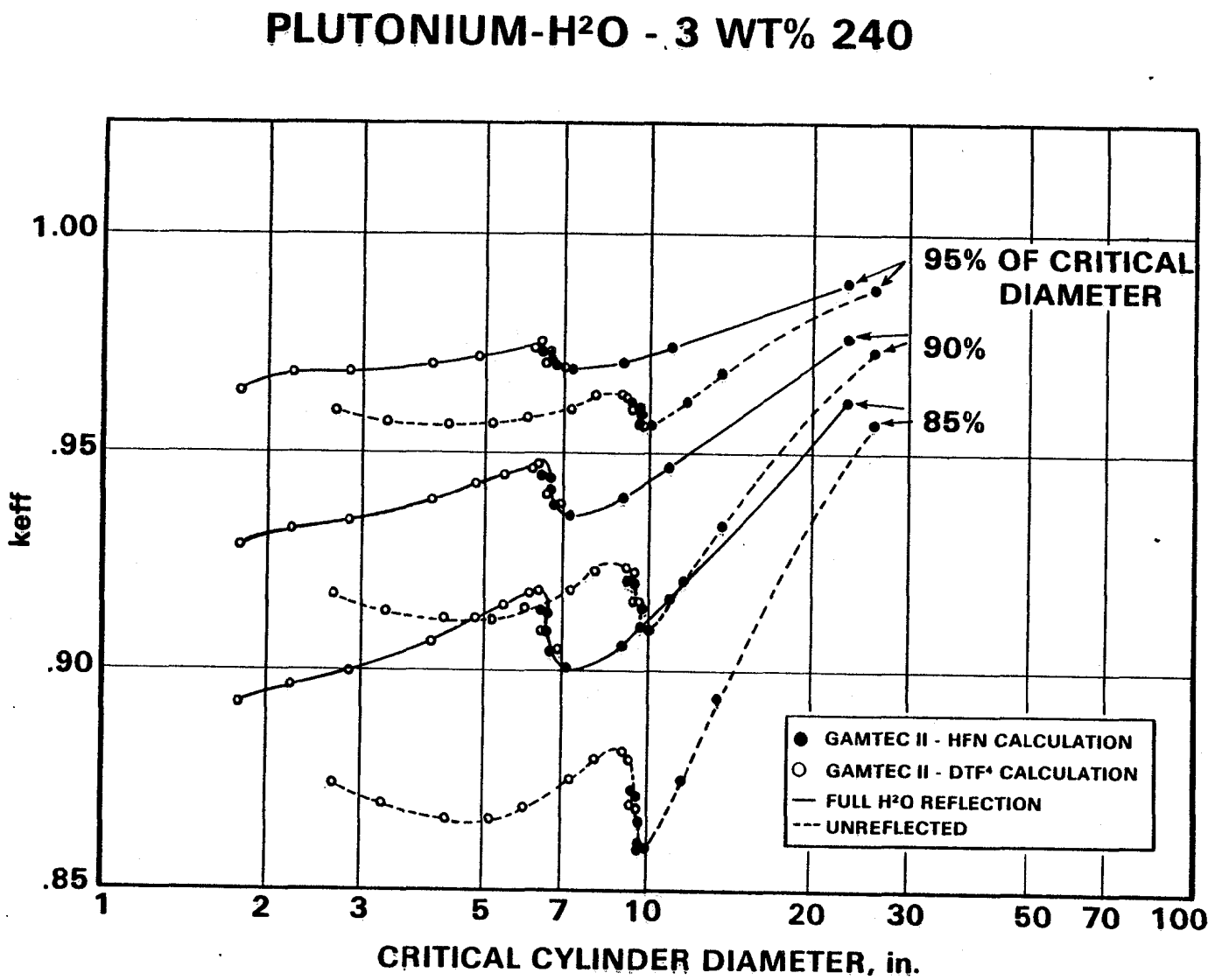

Figure 3. K_{eff} of Fractional Critical Cylinder Diameter vs. Critical Cylinder Diameter

critical cylinder diameter depends on the Pu concentration, the k_{eff} of cylinders with the same fraction of critical diameter also varies with concentration - but in a highly non linear fashion.

3. Successive Generations and Source Multiplication

If N_1 be the number of neutrons in the first generation, then the number in the nth generation will given by: $N_n = N_1 k^{n-1}$ where k is the effective multiplication constant.

The count rate observed during the construction of a critical assembly is the sum of the source neutrons, plus those arising from fissions caused by the source neutrons and by the progeny of neutrons born in earlier fissions. If Co is the count rate in the absence of any fissionable material, then in simplest terms:

$$Ct = Co + Co\ k + Co\ k^2 \quad ...Co\ k^{n-1}.$$

When the value of k is less than unity, the preceding may be written as,

$$\frac{Ct}{Co} = \frac{1}{1 - k} = \text{Source Multiplication.}$$

As k approaches unity the source multiplication becomes infinite.

During an approach to criticality, the reciprocal of the observed multiplication, $\frac{Co}{Ct}$, may be plotted against one of the controlling variables. Extrapolation of the plot to zero intercept yields the critical value of the variable, or the point at which k becomes unity. Although conceptually simple, a precise measurement of M is difficult to carry out, in practice, on a subcritical system. The observed multiplication depends on the location of the source and its distribution. It is,

therefore, generally not practical to evaluate k by means of the observed multiplication. The following table is presented for purposes of illustration.[6]

TABLE I

k_{eff} and Computed Multiplication with ^{252}Cf Point Source

k_{eff} Without Source	Concentration g/ℓ	Core Radius cm	Multiplication With Source
	$^{233}U-H_2O$		
0.98	20	23.76	100.1
	30	17.47	94.8
	40	15.06	91.3
	50	13.74	86.0
	60	12.90	84.7
	80	11.88	82.8
	100	11.27	81.3
	200	10.00	75.5
0.99	20	24.33	240.6
	30	17.76	216.1
	40	15.28	203.0
	50	13.93	186.8
	60	13.07	174.4
	80	12.03	171.1
	100	11.41	165.9
	200	10.12	146.9
	$^{235}U-H_2O$		
0.98	13.3	55.37	98.5
	35.1	17.75	88.2
	50.7	15.24	84.8
	85.8	13.15	82.7

The calculations of Table I were made for homogeneous uranium-water mixtures over a range of uranium concentrations corresponding to systems with k_{eff} = 0.98 and 0.99. In all cases, the multiplying core (a subcritical sphere) was surrounded by a water reflector of at least 4 cm thickness.

The neutron multiplication (ratio of total source to fixed source) is considerably higher than would be calculated from the expression,

$$M = \frac{1}{1 - k_{eff}} ,$$

where k_{eff} is the effective multiplication constant. The multiplication is higher, because with the $^{252}_{98}Cf$ fission neutron source positioned at the center of the core, the neutron flux is more sharply peaked in the center of the assembly, with the result that the leakage is smaller.

In practice, the approach to criticality utilizing an external source will involve a flat source on which is imposed the point source. The flat source is the result of α,n and γ,n reactions, and of spontaneous fission, which has nothing to do with the process of criticality itself. (For example, the neutron emission from spontaneous fission in ^{240}Pu is at the rate of about one million neutrons/kg/sec. - and all Pu contains varying amounts of ^{240}Pu.)

In principle, the value of k_{eff} may be determined from the ratio of the number of neutrons in successive generations, but this, also, is difficult to accomplish.

4. Variation of Critical Mass With Sphere Radius for Homogeneous ^{239}Pu - Water Mixtures

All factors which influence the interaction of neutrons with matter affect criticality. The following curves (Figure 4), show the complex variation of critical mass with sphere radius for homogeneous ^{239}Pu-water mixtures, and serve to illustrate several effects.[7] The curves show critical radii of spheres, and critical masses of plutonium contained therein, as a function of water dilution. The upper curve is for bare, homogeneous plutonium-water spheres and the lower one for plutonium-water spheres immersed in water. Striking changes are seen to occur in the critical mass as the plutonium is diluted with water. Beginning with alpha-phase plutonium metal (ρ = 19.6 g/cm^3), the critical mass and radius both increase on dilution with water. The mass passes through a maximum value at an H/Pu ratio of about 4 (Pu density $\sim$ 5 g/cm^3).

The effect of partially moderating (or slowing down) the fission neutrons causes a significant reduction in the value of η (number of neutrons produced per neutron absorbed in Pu), due to the change in the ratio of the neutron capture and fission cross sections with neutron energy. In addition, the dilution of the metal with water also decreases the density of Pu and increases the neutron leakage. The system must then be made larger to maintain a balance between production and losses of neutrons. On further dilution, moderation by the hydrogen in water becomes increasingly more effective and the probability for fissioning with slow neutrons is enhanced. The effect of adding water is seen to cause a further increase in leakage (and critical size), but the net overall result is a decrease in mass, due to the reduction in Pu density. Finally, on further dilution, or moderation, an optimum condition for production and leakage is obtained, such that the combination results in the smallest critical mass. At this point, the Pu concentration has been reduced to 32 g Pu/ℓ (H/Pu

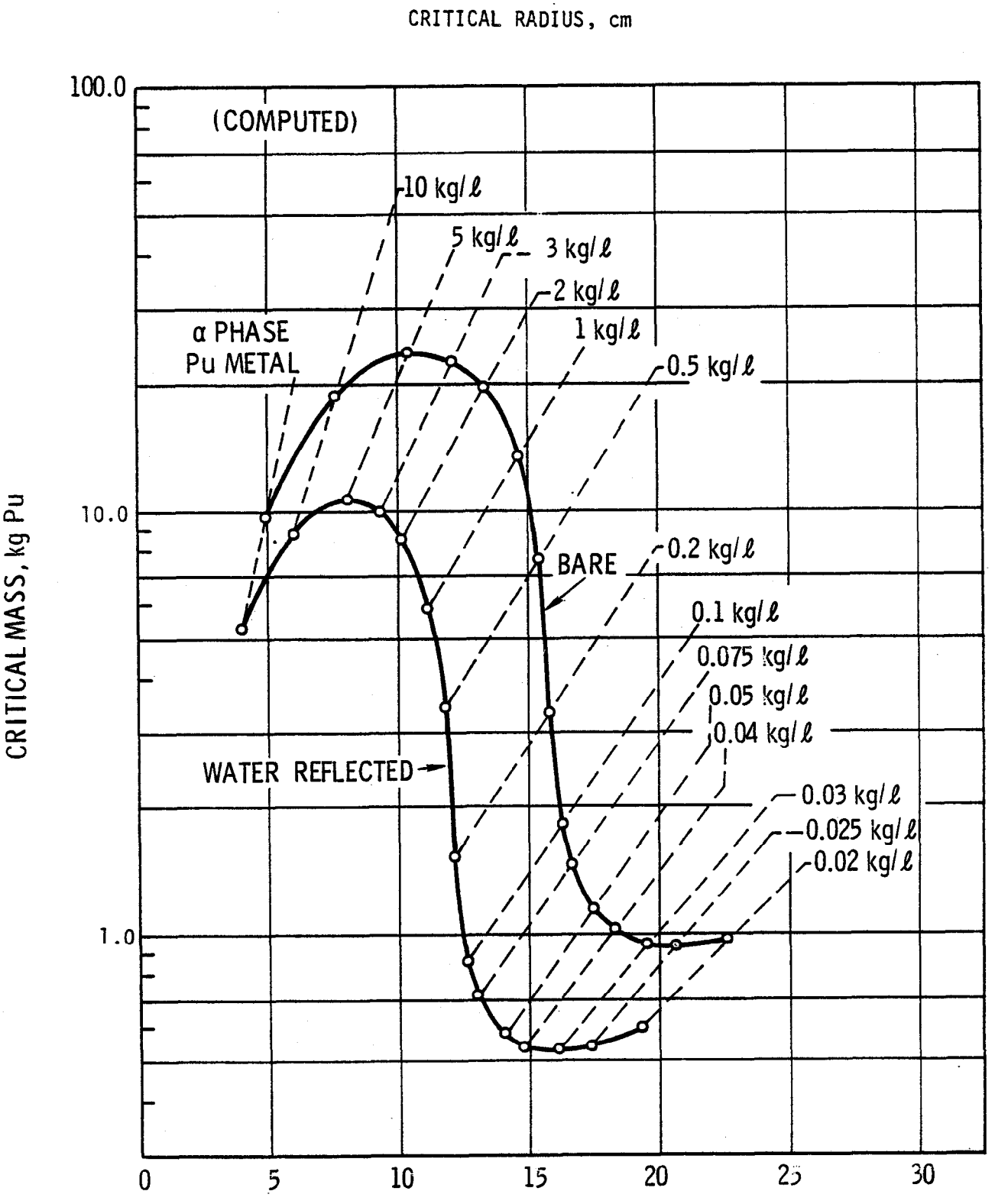

Figure 4. Estimated Mass and Radius of Critical Plutonium-Water Spheres

atomic ratio ∿ 900). The critical solution volume is about 75 times larger than that for undiluted Pu metal, but the quantity of Pu contained in the sphere is only about 1/10 the metal value. This condition of "optimum moderation" gives a minimum critical mass for the water-reflected sphere that is ∿ 530 g Pu.[8] Finally, both the critical radius and mass increase once again on further dilution with water, due to increasing neutron absorption in the water (principally in the hydrogen). Both become infinite at a plutonium concentration of 7.19 ± 0.1 g Pu/ℓ (H/Pu ratio of ∿ 3680).[9] At this point, about half the neutrons released in fission are absorbed in the diluent.

Figure 4 shows, also, the effect of neutron reflection. For the sphere immersed in water, some of the neutrons which would otherwise escape are reflected (scattered) back into the sphere, reducing the leakage. The curves show the difference in critical radii brought about by the water reflector.

Figure 4 illustrates, also, that the same critical mass could be achieved with three different Pu concentrations, but that the critical volume of size would differ in each case.

5. <u>A Triple Point in Criticality</u> (Identical Critical Volume But Three Different Critical Concentrations)

Figure 4 was used to illustrate some of the factors (such as moderation and reflection) that affect the criticality of systems containing a single actinide isotope (for purposes of illustration, ^{239}Pu).

The system becomes inherently more complex for mixtures of isotopes. The second most prevalent isotope of plutonium is ^{240}Pu. The effect of the ^{240}Pu isotope on the criticality of ^{239}Pu-^{240}Pu

mixtures is shown in Figure 5.[10] Calculations indicate that ^{240}Pu could, by itself, be made critical under certain conditions - specifically those under which there would be no moderation by a diluent. The interaction of a thermal neutron with ^{240}Pu results principally in scattering or the formation of ^{241}Pu, since the fission cross section for slow neutrons is negligible. Thus, the effect of ^{240}Pu on the criticality of ^{239}Pu will be largely dependent on the neutron spectrum, which in turn is determined by the concentration and type of diluent present. The curves of Figure 5 show the effect of ^{240}Pu on the critical radius, and clearly indicate the existence of triple points of criticality. The effect is more clearly portrayed (schematically) in Figure 6.

Note that for a given radius (or fixed volume) there may now be as many as three different critical concentrations! The system would then oscillate between regions that are subcritical and supercritical as a function of the fuel concentration. This is brought about by the mere addition or removal of fuel that changes the hydrogen-to-fuel ratio and, consequently, the neutron spectrum.

6. Identical Critical Mass at Four Concentrations

Critical mass calculations are presented in Figure 7 for mixed oxides of U and Pu in which the Pu contains 25 wt% ^{240}Pu.[11] If the peculiar curve shape at the higher concentration range is correct (note curves for 15 and 30 wt% Pu in U) the results imply that it would be possible to achieve the same critical mass at four different concentrations of mixed oxides in water. In this case there would be four different volumes having the same critical mass; whereas, in the previous example (Figure 6) there was one critical volume at three different fuel concentrations.

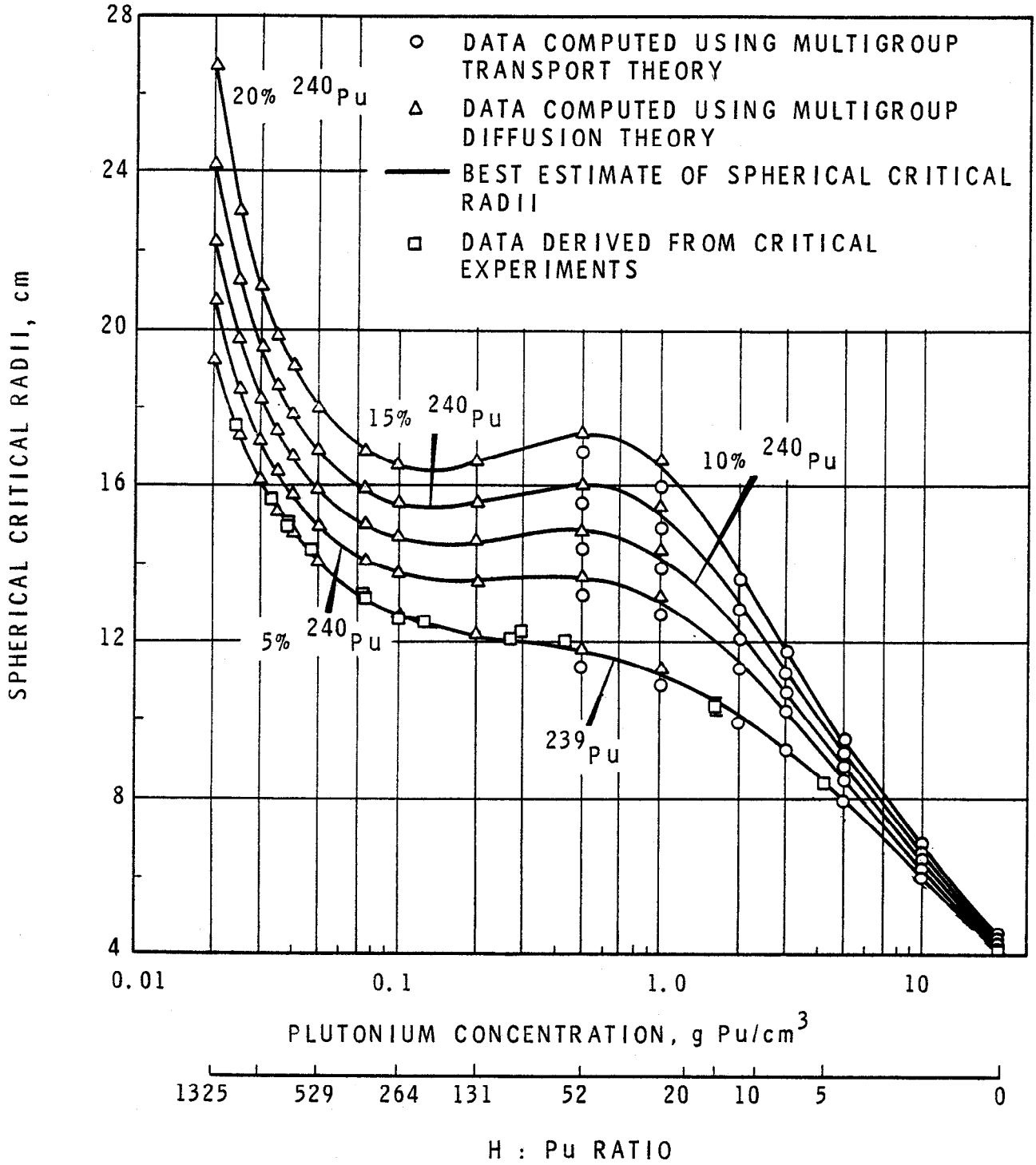

Figure 5. Water Reflected Spherical Critical Radii of Pu(Metal)-Water Mixtures

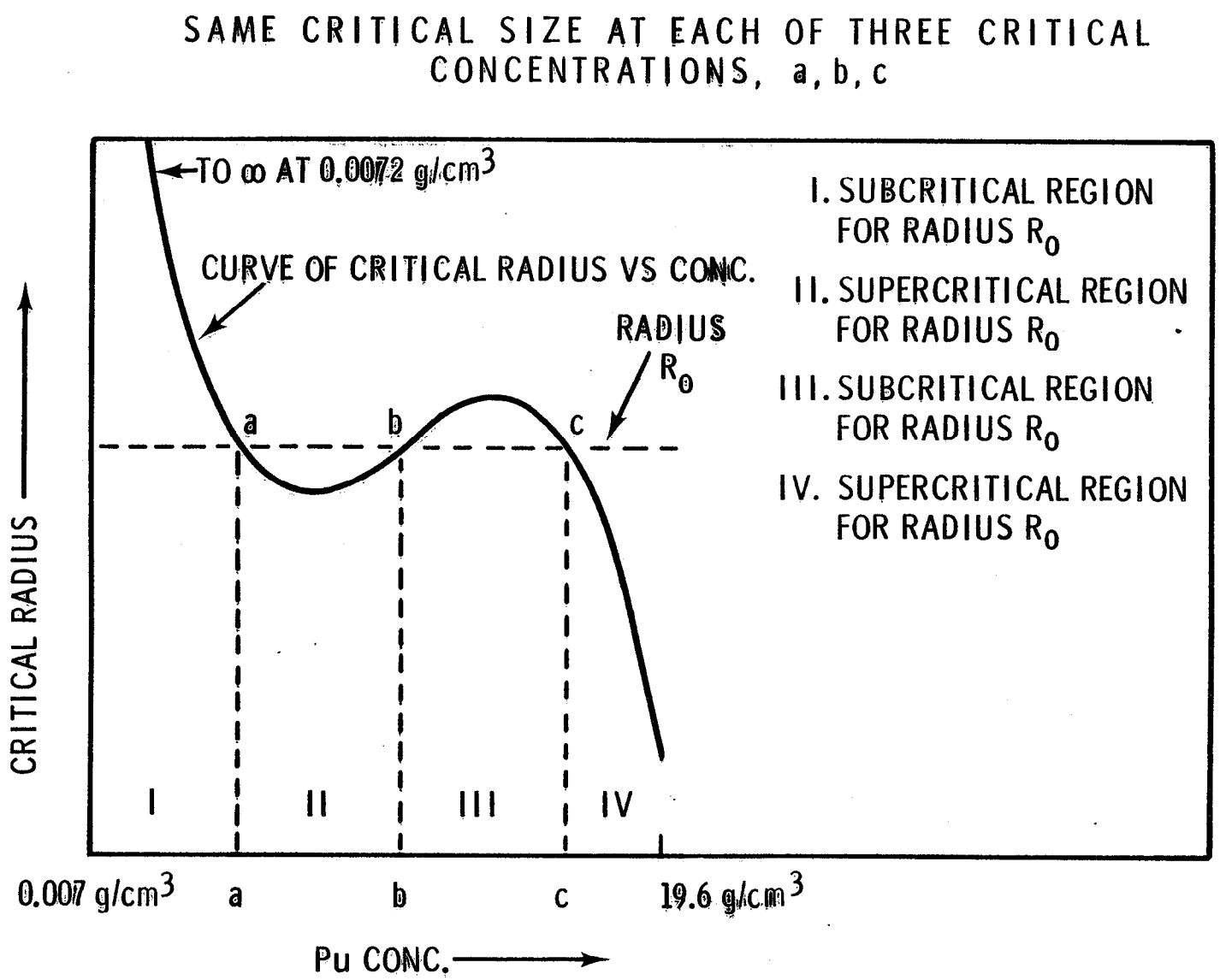

Figure 6. Illustration of Triple Point of Criticality

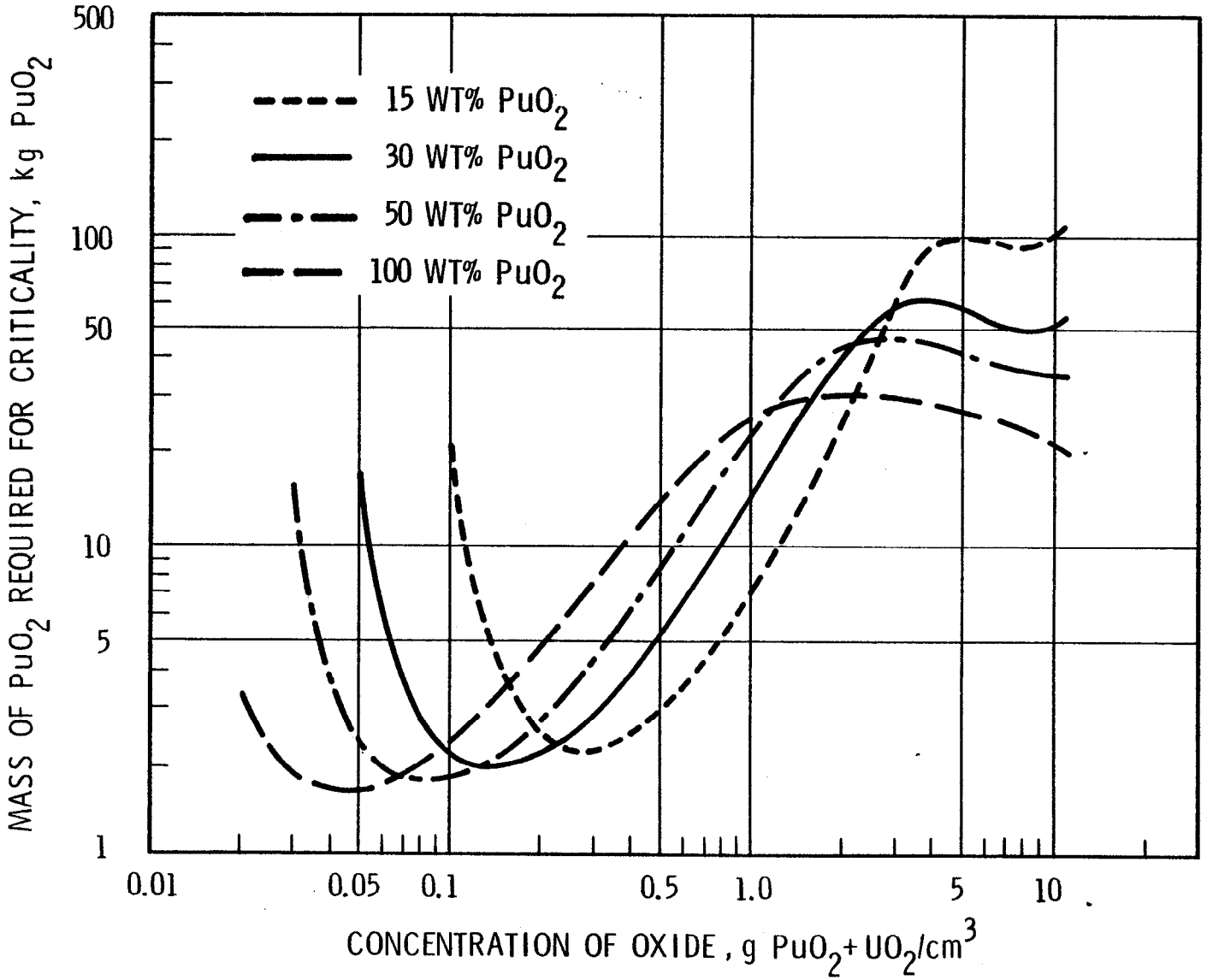

Figure 7. Computed Reflected Spherical Critical Mass of PuO_2-UO_2-Water Mixtures With 25 Isotopic Percent ^{240}Pu

7. Limiting Critical Enrichment of Uranium for Aqueous Homogeneous Solutions

A series of calculations by B. M. Durst of Battelle - Pacific Northwest Laboratories, are presented in Figure 8 on the values of k_∞ for UO_3 - water mixtures beginning with natural uranium extending through various ^{235}U enrichments up to highly enriched uranium. The curves illustrate the increase in k_∞ with ^{235}U content, or enrichment, and show the range of uranium concentrations, or $H/^{235}U$ atom ratios, over which criticality would be possible in homogeneous UO_3 water mixtures.

In the case of 30 wt% ^{235}U enriched uranium and higher enrichments, it is evident from the figure there can be as many as three different H/X atom ratios, or uranium concentrations, that yield the same value of k_∞.

For homogeneous uranium-water solutions, there is one enrichment for which criticality is possible with only one hydrogen - ^{235}U atom ratio; this is the limiting enrichment for criticality. From k_∞ measurement data, the enrichment was found to be 1.035 ± 0.010% ^{235}U.[12] At this particular enrichment, the largest value that can be obtained for the reproduction factor, k_∞, for an infinite system, under optimum conditions of moderation is unity.

8. Thirty-Six Years and the Criticality of Intermediate Uranium Enrichments (What is Known)

Data on the criticality of uranium in the intermediate enrichment range (∿ 6 wt% to < ∿ 93 wt% ^{235}U) from which to deduce subcritical limits for criticality control are limited.[i] It is indeed surprising (perhaps tantamount to an anomaly) that in the intervening period of some 36 years since the first man made nuclear chain reaction (Dec. 2, 1942) that few data have become available, nor is this intermediate

enrichment range adequately covered in the "American National Standard for Nuclear Criticality Safety in Operations with Fissionable Materials Outside Reactors," N16.1-1975 (Revision of N16.1-1969), American Nuclear Society, (April 1975).[13] The data on uranium are for uranium enriched to no more than 5% ^{235}U, and then for high enriched uranium. It should be noted that the critical mass for uranium enriched in ^{235}U to 6 wt% or less is lower for a heterogeneous system than a homgeneous system; the critical volume also is smaller for the heterogeneous system. For enrichments above 6 wt%, however, the minimum critical mass for uranium in an aqueous solution will be less than the minimum achieveable for a lattice of rods immersed in water. In this case the smallest critical mass is found to occur with rods of vanishingly small diameter, or of zero diameter. On the other hand, although the minimum critical mass may be less for the homogeneous case, (for enrichments above 6 wt%), the minimum critical volume will not be. It is then possible to achieve criticality in a smaller volume with a heterogeneous system, for example with fuel rods in water, but the critical mass will be greater than the minimum value for uranium in a homogeneous aqueous solution at the same uranium enrichment. The type of system giving rise to the smallest critical volume and mass including intermediate enrichments is summarized in Table II.

(i)
Subcritical limit is defined basically as the limiting value assigned to controlled parameter that results in a system known to be subcritical . . . See Reference No. 13.

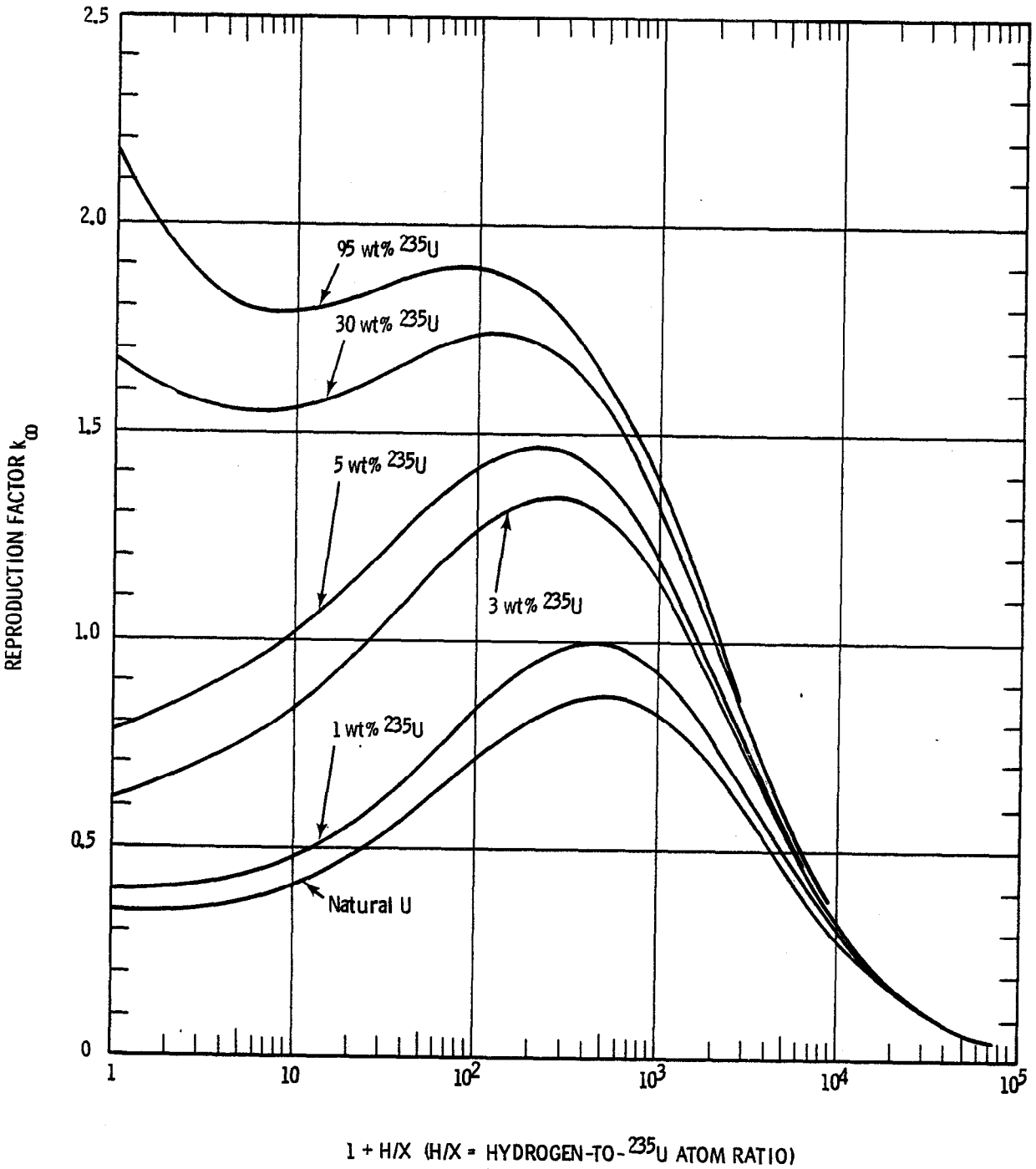

Figure 8. Computed Values of Reproduction Factors for Homogeneous UO_3 Water Mixtures at Various ^{235}U Enrichments

TABLE II

Type of Water-Reflected Uranium System That Gives The Smallest Critical Volume and The Smallest Critical Mass Including Uranium of Intermediate Enrichments

Uranium Enrichment	Type System Giving Smallest Critical Volume	Type System Giving Smallest Critical Mass
0.71 wt% to ∿ 6 wt%	Hetrogeneous[a]	Heterogeneous[a]
> ∿ 6 wt% to ∿ 34 wt%	Heterogeneous[a]	Homgeneous[b]
> ∿ 34 wt% to 100 wt%	Single Metal Unit[c]	Homogeneous[b]

(a) Such as an array of fuel elements (of optimum diameter) positioned in water (at optimum spacing) and reflected with water; note that minimum volumes and minimum masses will occur at different spacings.

(b) Uniform aqueous mixture of uranium and water at that concentration giving the minimum mass, and reflected with water.

(c) Single units of metal at theoretical density (18.9 g/cc) reflected with water.

In view of the lack of appropriate critical experiment data, calculations have been made by R. A. Libby of Battelle - Pacific Northwest Laboratories to provide an estimate of minimum critical volumes for uranium in the intermediate enrichment range (in the range from $\sim$ 6% to $< \sim$ 93%) as shown in Figure 9. These are calculations of the minimum critical volumes applicable to uranium systems regardless of the size and shape of the uranium as reflected by an unlimited thickness of water. The region of the curve beyond about 6 wt% ^{235}U is the area wherein lack of data prevails, which actually includes most of the possible enrichment range beyond natural uranium. Based on these calculations, a possible subcritical limit curve, covering the intermediate enrichment range, would appear somewhat as indicated on the figure in the lower dashed curve.

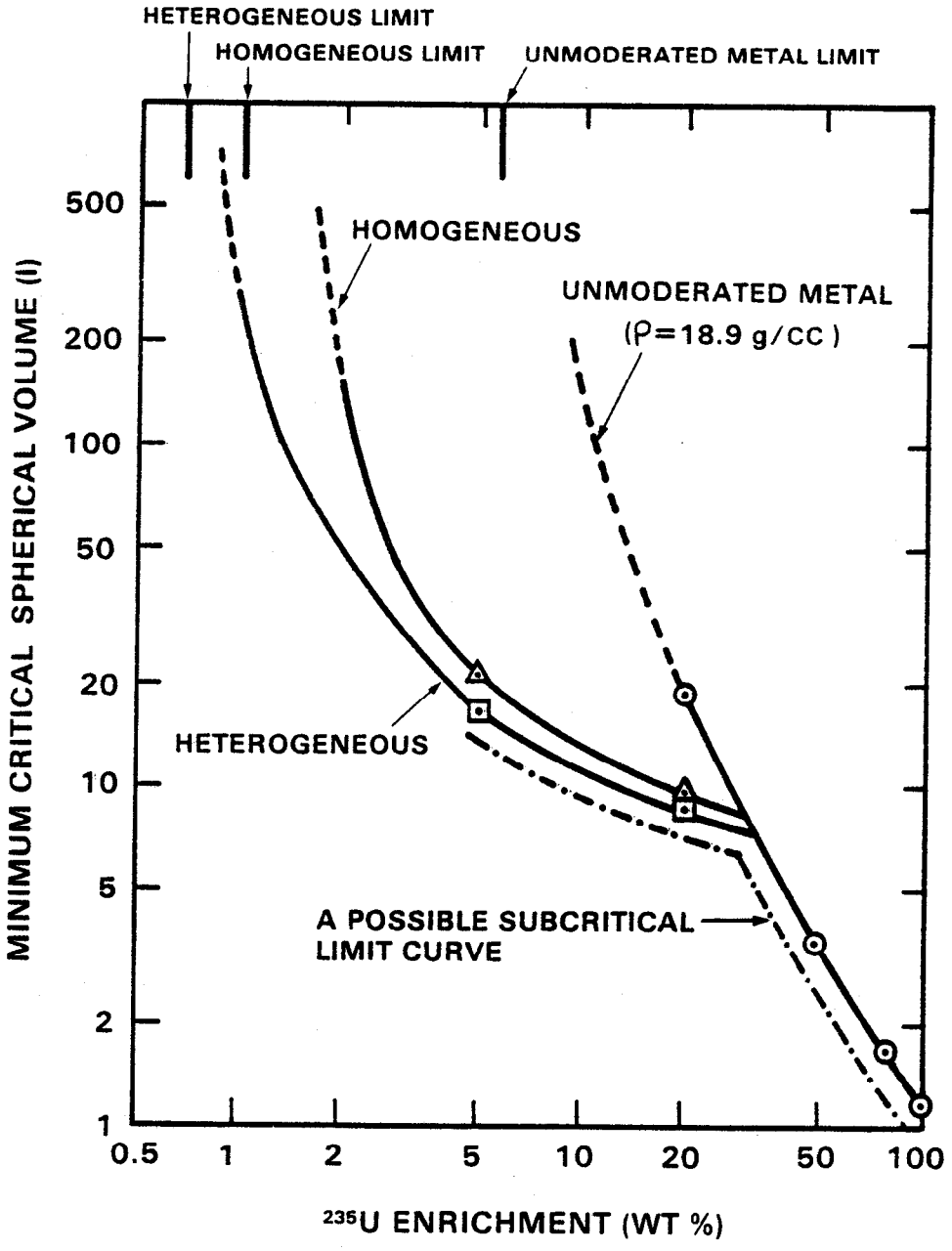

Figure 9. Minimum Critical Volume vs. Uranium Enrichment

C. COMMENT ON CRITICAL CONCENTRATIONS FOR ^{233}U, ^{235}U AND ^{239}Pu (CAN THE LIMIT OF ANY ONE BE SAFE FOR ALL THE OTHERS?)

Of the above three isotopes, ^{239}Pu has the smallest "infinte sea" or limiting critical concentration in water (that concentration for which k_∞ becomes unity in an infinite sea of water). The value is 7.19 ± 0.15 g/ℓ (H/Pu atomic ratio $\simeq$ 3680).[9] Fuel processing operations involve cylindrical vessels, for the most part, which are of such diameter as to preclude criticality for the concentrations of nuclear materials contained therein. These "safe by geometry" vessels may contain many times the minimum quantity of U or Pu that could potentially be made critical in some other geometry; for example, a water-reflected sphere of the proper diameter.

Estimated critical concentrations are presented in Table III as a function of cylinder diameter. On an a priori basis, could a plant that is "safe by geometry" for one of these three isotopes be considered inherently safe for either of the others? The anser is "no"! Note that Pu has the smallest limiting critical concentration of the three. It also has the smallest minimum critical mass in an aqueous solution and the smallest mass when in the form of the metal (reference Table VIII). The critical ^{235}U concentrations are, however, smaller than those of ^{239}Pu, by up to a factor of ~ 3, for cylinders in the 5 - 1/2 to 6 inch diameter range; but below about 5 - 1/2 inch the critical concentrations exceed those for ^{239}Pu. For cylinders about 7 inch diameter and smaller, the critical concentration for ^{233}U is significantly less than either that of ^{235}U or ^{239}Pu, but the critical diameter for ^{239}Pu metal will be less than that of ^{233}U.

TABLE III

Estimated Critical Concentrations of Fissile Isotopes in Infinite Length, Water-Reflected Cylinders[1, 4]

Cylinder Diameter (in.)	^{233}U (g/ℓ)	$^{235}U_{93.2\%}$ (g/ℓ)	^{239}Pu (g/ℓ)
∞	11.3	11.8	7.19
8.0	42	58	37
7.0	57	90	65
6.5	70	125	100
6.0	90	200	450
5.75	110	290	850
5.5	140	1000	1100
5.0	230	3000	1900
4.5	780	6000	2900

In early days it was sometimes suggested (usually by persons somewhat unfamiliar with the complexities of neutron interaction) that scaling factors might be developed from the more extensive data that was available on ^{235}U solutions, that could be used to provide critical concentrations, or safe subcritical limits, for Pu. The idea was to perform several critical experiments on a vessel with ^{235}U solutions and then repeat the process with Pu solutions. From the results "scaling factors" might then be developed. It is a good thing that this procedure was not attempted, as the data of the Table show no consistent scaling factor to exist. The differences in variation of critical concentrations are due to the variations in eta, and in the cross sections, with changing spectrum which also depends on the concentration or H/X ratio of the fissile isotopes in the aqueous solutions.

D. THE CUBE AND THE SPHERE

Since the ratio of surface area to volume is a minimum in the case of a sphere, and since neutron production depends on volume and neutron leakage on surface area, the sphere can be expected to have the smallest critical volume of any shape. There are data, however, that indicate that a reflected cube might, under some circumstances, have a smaller critical volume (and mass) than if the fissile material were in the form of a sphere. This somewhat surprising result stems from experiments performed with PuO_2-plastic compacts arranged in cubic geometry and reflected with Plexiglas.[14] [15]

For PuO_2 at an H/Pu ratio of 0.04 (essentially unmoderated) the analysis indicates that a reflected cube would have a critical volume about 14% less than that for the reflected sphere. However, the phenomenon is not so pronounced that the apparent anomaly could not result from inaccuracies in the measurements. Monte Carlo calculations have been made by S. R. Bierman of Battelle - Pacific Northwest Laboratories, utilizing the KENO code[16] on a reflected cube and a reflected

sphere of unmoderated PuO_2 having precisely the same volumes; the results show the cube, in this case, to have a higher k_{eff} (about 1%) and tend to support the above, but the statistical uncertaintly in the Monte Carlo calculations rules out firm conclusions. However, in examining data from a number of other experiments involving cubes of Pu-bearing fuels, it is to be noted that the effect (ratio of critical sphere volume to critical cube volume) is uniformly dependent on the H/Pu ratio, or degree of moderation, as is evident from Figure 10. In the case of well moderated (and larger systems) the reflected sphere does, as expected, have a critical volume or mass about 20% less than that of the reflected cube, and the Monte Carlo calculations are in support of these results. It also has been concluded that for some undermoderated mixtures of U(93.5% enriched) and water, a right circular cylinder with height-to-diameter ratio (h/d) of about 0.9 may have a slightly smaller water-reflected critical volume than a sphere.[4] [17] This same effect also was reported to have been seen in the results of some two dimensional neutron transport calculations made by G. E. Hansen.[17] These conclusions lend additional support to our conclusions regarding the cube and the sphere. In passing, it may be of interest to note that, in practice, materials are more likely to be encountered in the form of rectangular parallelepipeds or cylinders than in the form of spheres.

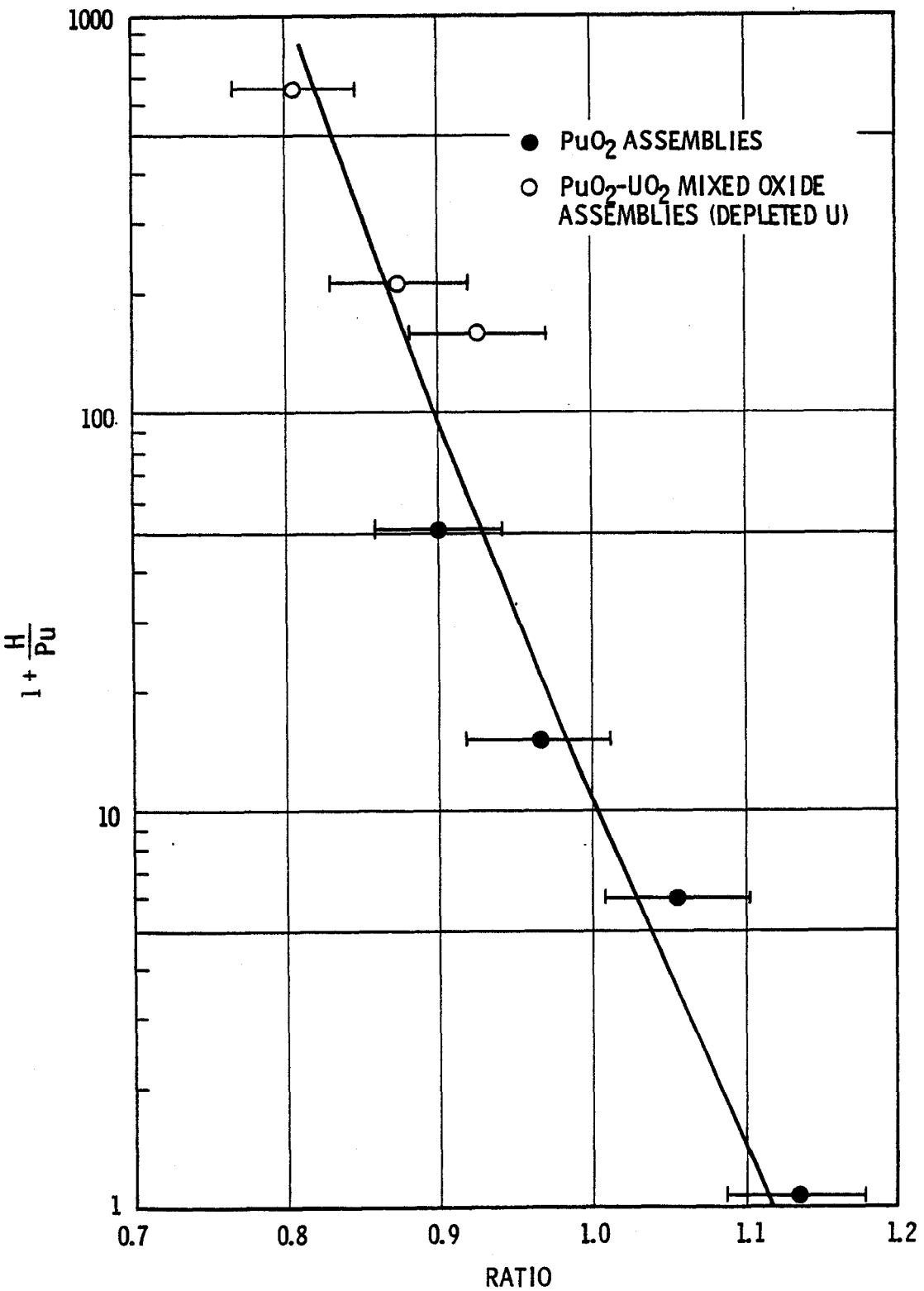

Figure 10. Ratio of Critical Sphere Volume to Cube Volume - Plexiglas Reflected Assemblies

E. THE CRITICALITY OF LARGE BILLETS VS. SMALL RODS - CONDITIONS FOR MINIMUM MASS (Trangular vs. Square Lattice)

Data from critical experiments have been reported on large uranium metal cylindrical rods and annuli immersed in water wherein both triangular and square lattice patterns were used.[18] [19] See Figure 11. The experiments were performed at two uranium enrichments, 1.95% and 3.85% ^{235}U. Data were obtained with the 1.95% enriched uranium in the form of cylindrical annuli, 7.2 in. O. D., 2.6 in. I. D. In the case of the 3.85% enriched uranium the outside diameters of the annuli were 7.2, 6.2, and 5.2 in., with inside diameters of 2.6 in. Solid rods slightly less than 2.6 in. in diameter could be inserted into these annuli to produce effectively solid rods of each of the three outside diameters. All rods and annuli were 30 inches long.

It was noted that arrangement of the units of both U(1.95) and U(3.85) in both triangular and square lattice patterns resulted in significantly different quantities of uranium required for criticality. The number of rods required for criticality in a square pattern of the U(1.95) cylindrical annuli, 7.2-in. O.D. and 2.6-in. I.D., was a factor of 2 greater (at optimum moderation) than that for these annuli arranged in triangular patterns. In the case of the U(3.85), the same effect was observed but the magnitude was reduced to a factor of about 1.3 for the larger diameter annuli. However, for the same outside diameter (7.2 in.), the minimum critical number of solid rods was a factor of 1.7 greater when arranged in a square pattern than when in a triangular pattern.

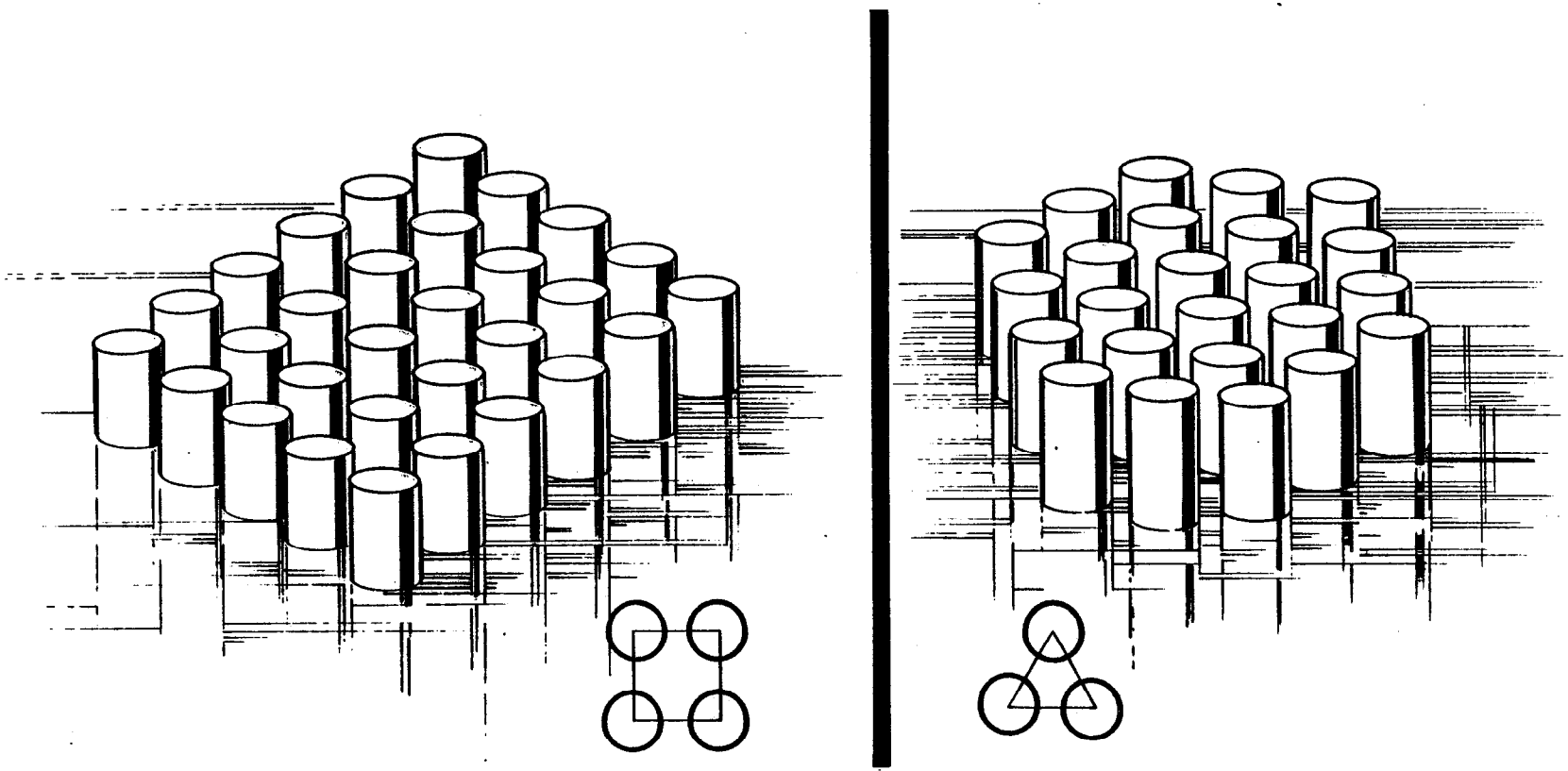

Figure 11. Square Lattice vs. Triangular Lattice Pattern

Data are presented below which show the percent difference in the minima observed for the U(3.85) both as annuli and as rods, when arranged in each pattern.

TABLE IV

Comparison of Minima for Lattices of U(3.85) Arranged in Square and Triangular Patterns

Outside Diameter of Unit (in.)	Change Between Patterns %	
	Annuli	Rods
7.2	34	74
6.2	23	60
5.2	25	33
2.5	--	2

As the rod size decreases the difference becomes insignificant - but prior to these experiments on large billets there was no evidence to indicate that such a large difference in minima would prevail between the square and triangular pattern at the larger rod size. Attempts to calculate the critical lattices with such large units have proved marginal.

Then, in the case of large billets, and in the interest of criticality prevention, the triangular lattice, with its smaller mass, should be avoided.

F. LIMITING CRITICAL FUEL ROD CONCEPT. (WHEN LARGER IS BETTER - SAFER)

Questions concerning the criticality of large rods, slabs, and billets frequently arise in connection with fuel element fabrication, such as in the extrusion process in which fuel tubes are extruded from large billets.

In heterogeneous assemblies of uranium and water, lumping the fuel effects three of the factors, p, f and ε, entering in k. Lumping the fuel will cause k to increase on three counts and decrease on one. By lumping the fuel the fast neutrons will have a better chance of slowing down in the moderator and thus of passing through the resonance energy region before encountering ^{238}U than in the case of a homogeneous mixture of uranium and moderator. The most important effect of lumping, however, is due to the self shielding effect. Because of the large values of the absorption cross section for neutrons in the resonance energy region, the flux will be strongly self depressed in the uranium. Since this depression, or minima in the flux, is caused by the absorption itself, the total absorption in ^{238}U resonances will be greatly reduced if the uranium and moderator are separated; as under these conditions, the resonance flux will be at a minimum in the presence of the uranium.

Lumping the fuel also increases the probability of causing fission in ^{238}U before the neutron energy is degraded below the fast fission threshold by collision in the moderator; thus, ε (fast fission factor) will be increased. Lumping the fuel will, on the other hand, cause f (thermal utilization factor) to decrease. Neutrons that become thermal in the moderator, apart from the uranium, will have less chance of being absorbed in the uranium than if the uranium and moderator were intimately mixed. Also, self shielding of thermal neutrons takes place in the fuel lump, so that the uranium on the interior is in a lower thermal flux than would be the case for a homogeneous uranium-moderator mixture.

Criticality data are generally lacking for slightly enriched uranium fuel rods greater than about 2 in. diameter. The data available on large rods or billets consists of a series of exponential experiments with 3 in. diameter rods of 3.0 wt% U-235 enrichment made at the Savannah River Laboratory[20] and critical experiments performed at ORNL with 1.95 and 3.85 wt% ^{235}U large annual cylinders and solid rods.[18], [19] The outside diameter of the annual cylinders was 7.2, 6.2 and 5.2 in. and the inside diameter 2.6 in. In the case of the 3.85 wt% ^{235}U, experiments also were completed with solid rods of 2.6, 5.2, 6.2 and 7.2 in. diameter. The calculation of these large rods and billets proved only marginal. Both triangular and square lattice patterns were used in the experiments.

The Savannah River Measurements correlate reasonably well with the Hanford measurements at 3.06% U-235 at the smaller rod diameters of 0.175, 0.60, and 0.925 in.

By comparing these data, it is apparent that the maximum buckling for a given enrichment is a slowly varying function of rod diameter. For example, in the case of the 3% enriched uranium, the buckling for a 0.6 in. diameter rod is about 15,400 x 10^{-6} cm.$^{-2}$, whereas for a rod diameter five times larger (a 3-in. diameter rod), the optimum buckling is still approximately 10,000 x 10^{-6} cm.$^{-2}$. As the rod size further increases, the buckling is finally reduced to zero, and the critical mass becomes infinite.

An attempt has been made to estimate the largest diameter rods which can be made critical in a water lattice as a function of enrichment. The results are shown in Figure 12.[21] For 3% enriched uranium, the diameter is about 15 in.; for 1% the diameter appears to be about 4 in. For about 6% enriched uranium, the rod diameter for zero bucklings would be infinite. In the case of natural uranium, the rod diameter would appear to be about 1 in. for zero buckling.

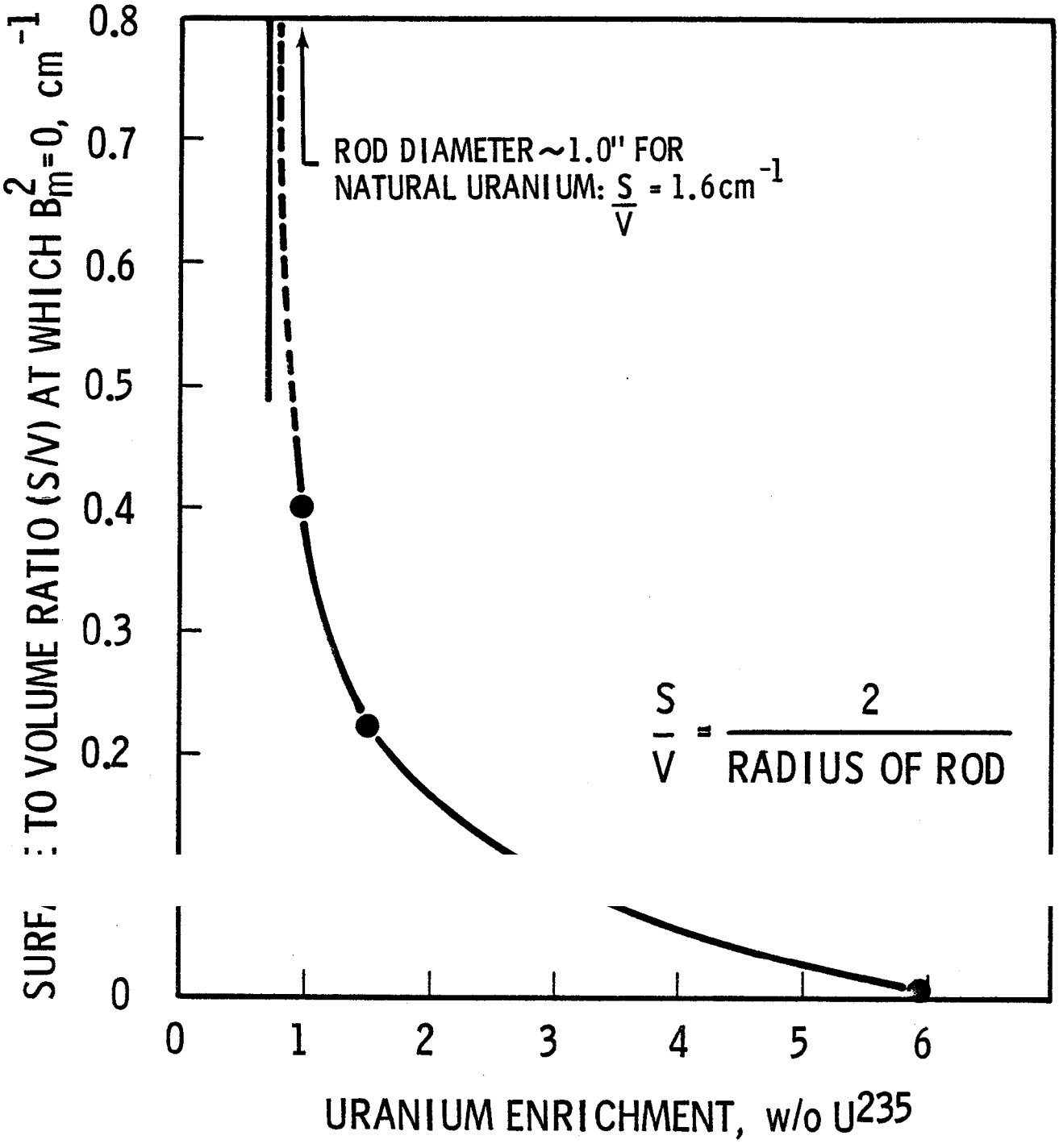

Figure 12. Estimated Surface-to-Volume Ratios of Large Rods Which Result in Zero Bucklings (Infinite Critical Masses)

Figure 12 illustrates the necessity for making nuclear safety reviews in operations involving large billets. The limit at approximately 6% represents an entirely fast system, whereas the limit for natural uranium would be a thermal system.

An interesting point of the limiting fuel rod concept is that criticality of slightly enriched uranium could be prevented (under water immersion) if only the enriched uranium fuel rods were large enough. An illustration of this is provided in Figure 13 wherein a finite number of slightly enriched uranium fuel rods are depicted as being critical if spaced properly in water, but if these same fuel rods were bundled tightly together (so as to effectively preclude water moderation on the interior of the fuel bundle, or if water were excluded from the bundle) and if each fuel bundle were of sufficient size (diameter), an infinite number of fuel bundles, (that would contain an infinite number of individual rods), could conceivably be subcritical in any arrangement whatsoever in water, for example, a storage pool.

This is somewhat contrary to the usual way of thinking on matters of criticality prevention, but the uranium enrichment must be low, and must certainly be less than that required for criticality in a fast or unmoderated metal system.

FINITE NUMBER OF RODS CRITICAL IF POSITIONED IN WATER

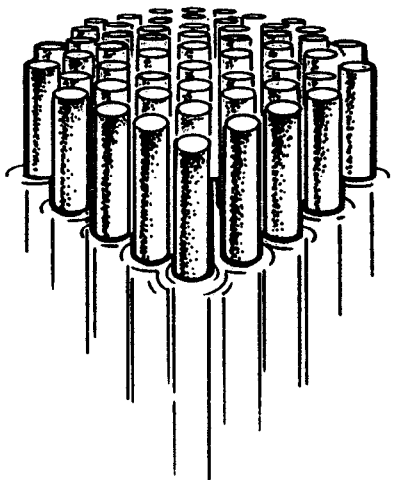

INFINITE NUMBER OF TIGHTLY PACKED FUEL BUNDLES MAY BE SUBCRITICAL IN ANY CONFIGURATION IN WATER

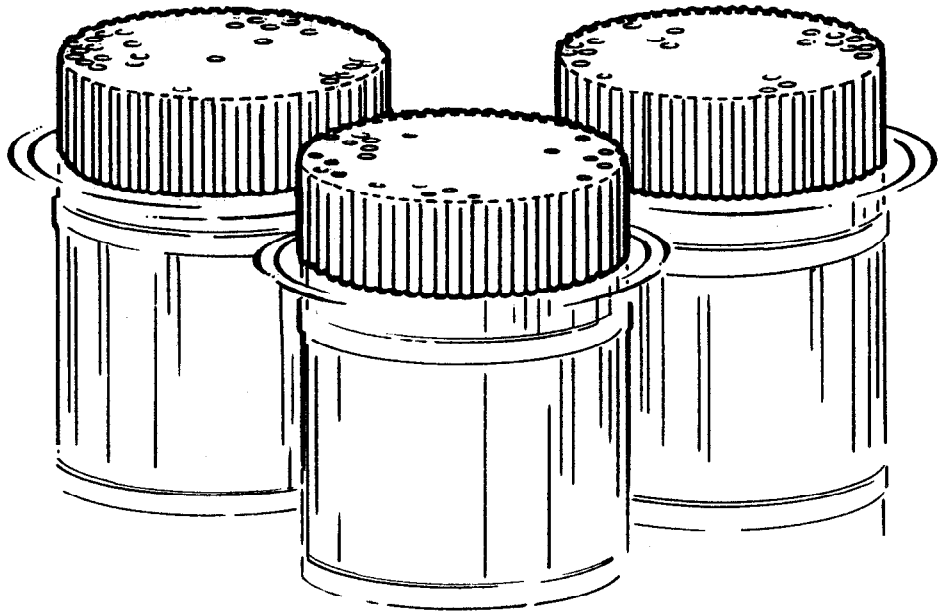

Figure 13. The Criticality of Tightly Packed Low Enriched ^{235}U Fuel Bundles in Water

G. ADDED SCATTERERS AND MODERATION

In Figures 4 and 5, the critical mass and radius for various plutonium concentrations were seen to vary continuously, in a smooth but somewhat complex manner. We shall now consider the effect of adding water to the fissile core without at first changing the density of the fissile isotope.

1. A Point of Discontinuity

Figure 14 shows the effect of adding water to mixed oxides of Pu and U beginning at 7 g/cm^3 in water plotted as a function of the fractional weight of water added.[22] The sphere volume is seen to decrease initially as the water fills the void space in the oxides. A point of discontinuity occurs at saturation in the example given. Beyond this point the further addition of water reduces the density of the mixed oxides and the critical volume is seen to increase. The result is that the critical volume changes abruptly from a decreasing to an increasing function.

The curve shape is the result of four effects: added scatterers which initially reduce neutron leakage, moderation by hydrogen, the change in density of mixed oxides, and, finally, excess neutron absorption in hydrogen becomes predominant.

Also note in Figure 17 (Section H.2), the occurrence of points of discontinuity in the case of ^{235}U enrichments below about 12 wt% ^{235}U. As the metal is diluted with carbon, the curves of critical mass vs. ^{235}U density undergo sharp changes in curvature, to exhibit a cusp (the curves appear concave upward from both right and left of the point) for ^{235}U concentrations in carbon near 0.1 g ^{235}U/cm^3.

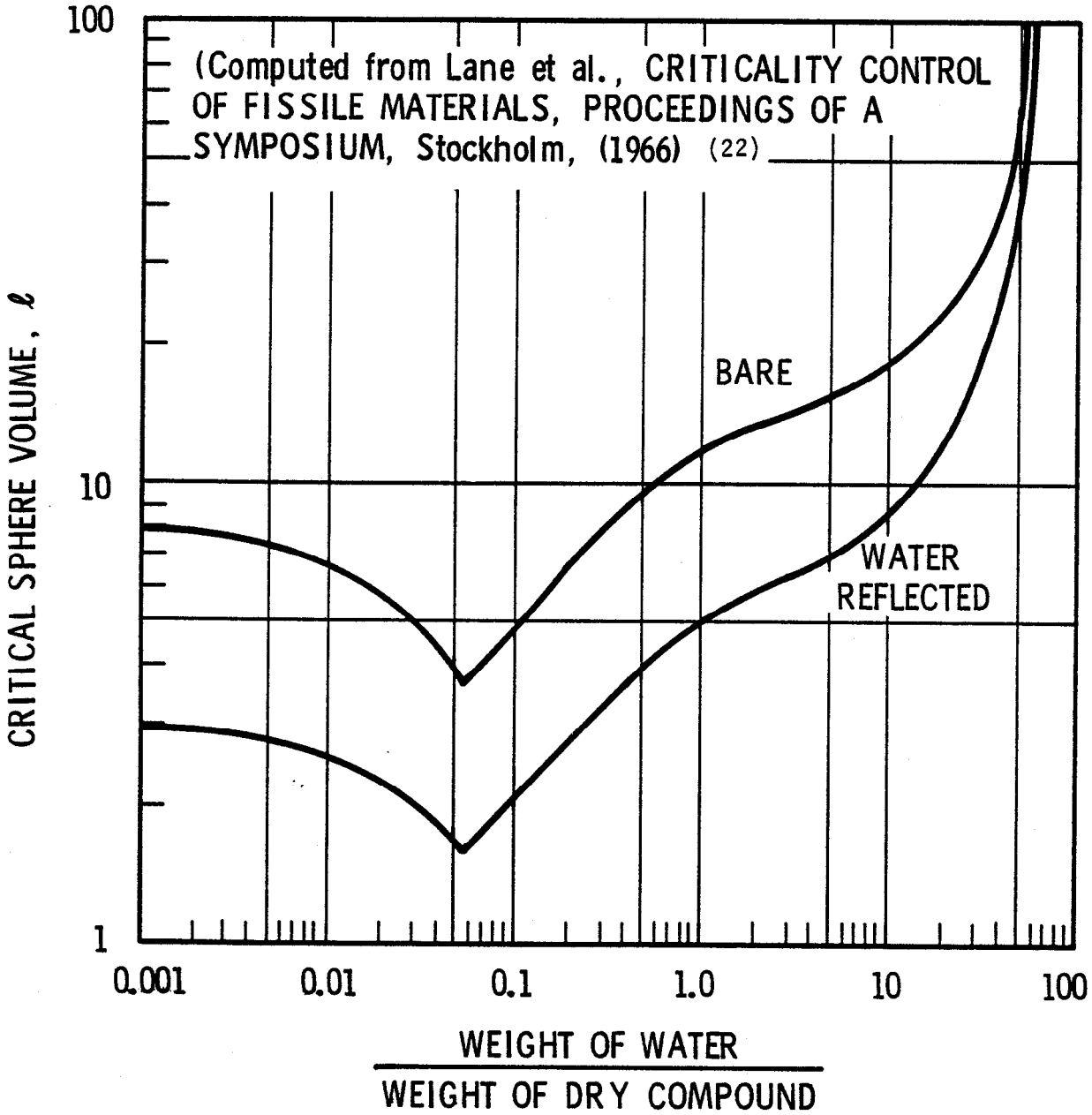

Figure 14. Computed Critical Volume as Water is Added to 30/70 $PuO_2/^{235}UO_2$ at 7 g/cm^3

2. The Reduction in Mass of the Sphere

The next example (Figure 15) serves to illustrate the large reduction in critical mass that can be brought about by the mere addition of water to oxide at reduced density.[22] The straight lines show the increase in mass as a result of reducing the density of the mixed oxides. The bottom curves give the critical masses for saturated oxides. Note that critical mass reductions of about 200 are theoretically possible on simple saturation of the reduced density oxides with water.

3. The Paradox of the Infinite Slab

The following example is interesting because it demonstrates that, under some circumstances, the effects will be directly opposite to those illustrated in the previous examples; not only will there be no reduction in critical mass with added scatterers, but the critical size can actually be increased.

The effect of added scatterers on the criticality of slabs was first reported by E. R. Woodcock in 1961[23] and later studied in detail by Makoto Iwai.[24]

E. R. Woodcock had reported that, if the core were in the form of a thin disc or slab, a reverse effect could occur in which the additional scattering centers would now tend to scatter neutrons out of the core and the critical size would increase.

Mokota Iwai performed a study on the effect of added scatterers (O, C, N) on criticality by means of transport theory calculations utilizing the DTF-IV code.[25] His study pertained to plutonium compounds likely to be encountered through the nuclear industry -

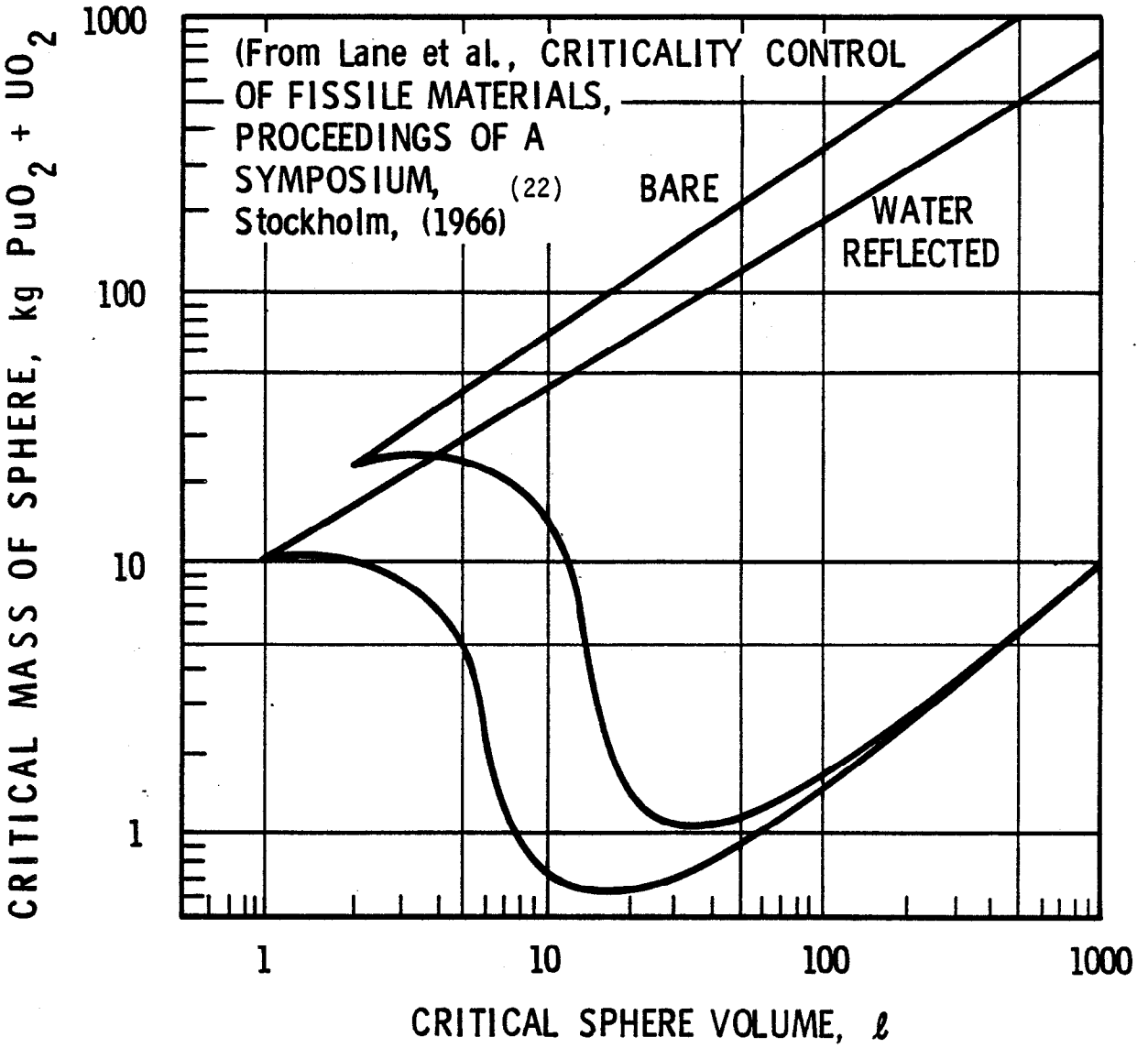

Figure 15. Computed Mass/Volume Curves for 30/70 $PuO_2/^{235}UO_2$

in fuel processing and fabrication processes. His results do, indeed, confirm that, in some cases of unmoderated thin slabs with hydrogeneous reflectors, the effect of added scatterers can cause an increase in the critical dimension contrary to the usual expectation that the size should be reduced in such cases. The dominant factor causing the increase in slab thickness was the decrease of neutron leakage into the moderating reflector.

H. DENSITY EFFECTS

The variation of critical size and mass with changes in density is of special interest. For a bare system to remain critical, while the density is changed uniformly, all the linear dimensions must be scaled inversely as the density. To maintain the same nonleakage probability or the same number of mean free paths in the system, the dimensions and density must be inversely proportional. It follows that the critical mass of an unreflected sphere will vary inversely as the square of the density, $M_c \sim \rho^{-2}$. For infinitely long cylinders, the critical mass per unit length will vary inversely with density, $M_c \sim \rho^{-1}$. In the case of infinite slabs, the mass per unit area, $M_c = \rho^0$ = constant, and remains unchanged. An unreflected infinite slab which is subcritical remains so, irrespective of the density; criticality in this case could be achieved only by adding more material to the slab so as to increase the mass per unit area. For reflected systems, in which the core and reflector density are varied independently, the variation in the critical mass for finite geometries is given by

$$M_c \propto (\text{core density})^{-m} \, (\text{reflector density})^{-n},$$

with the provision that $m + n = 2$.[26]

We shall now cite an example contrary to the usual expectation that the critical mass should be increased as the core density is reduced.

1. External Moderation

Surrounding the fissile material with thick moderating and weakly absorbing reflectors such as graphite, heavy water, or beryllium, can cause striking and unexpected changes to occur with core density change.[17] [27] The effect is illustrated in Figure 16, where the critical mass of U(93.5) metal reflected by graphite and beryllium has been plotted against density of ^{235}U metal in the core. The critical mass is, at first, seen to increase, and then, contrary to the usual expectation, the change reverses itself and the critical mass decreases with decreasing core density. It should be borne in mind that the core is not being diluted with any material, but merely reduced in density.

The region of core density throughout which a decrease causes a smaller critical mass would be critically unstable with respect to an increase in temperature. In the event of criticality, the heat from fission would reduce the core density and cause a further increase in reactivity. This autocatalytic process would then continue until the core density was sufficiently low that the critical mass was again increasing as the core density was reduced, or until the reflector was reduced in density sufficiently to reduce its effectiveness.

G. Safonov has also studied externally moderated reactors.[28] Externally moderated reactors wherein the interior consists of very-low-density fissile material cores have been referred to as "cavity reactors." The critical particle densities of the fissile atoms correspond to molecular densities of gases at less than atmospheric pressures. Thus the term "cavity reactor" has been used to describe such systems with extremly low density interiors.

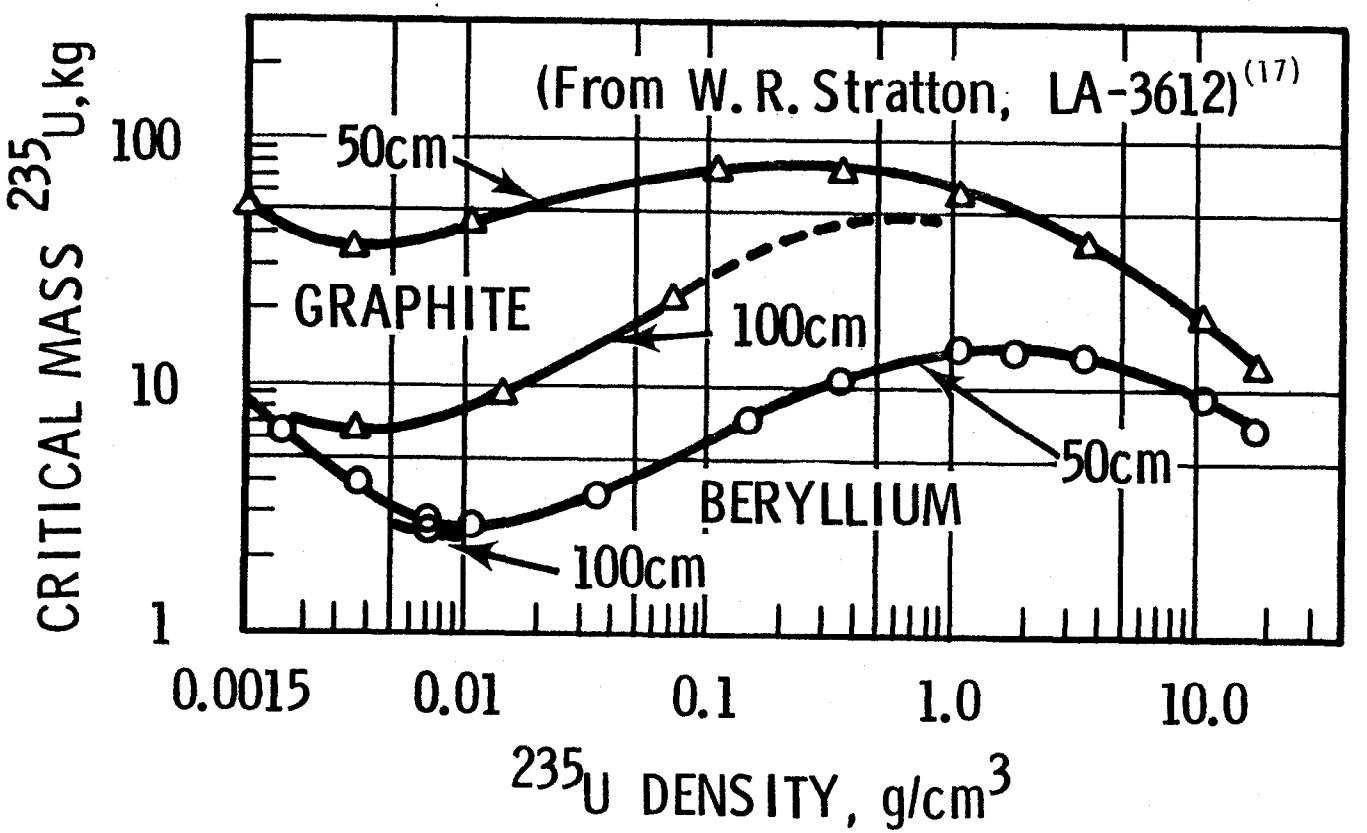

Figure 16. Computed Critical Masses of U(93.5) Metal Reflected by Thick Graphite or Beryllium for a Wide Range of ^{235}U Densities

In his report, G. Safonov calculates the critical mass of cavity type reactors fueled with ^{235}U, ^{233}U, or ^{239}Pu that are externally moderated by D_2O, Be or C. For each fuel and moderator combination, the critical mass is shown as a function of the interior radius by a family of curves for various thicknesses of moderating exteriors.

Safonov's calculations show the critical mass to first decrease with increasing interior radius due to the rapid initial rise in the cavity thermal albedo. With large radii, however, the albedo tends to saturate and criticality is obtained when the cavity radius corresponds to a constant fraction of the interior thermal mean free path. Quoting from his document: "Thus, at large radii, the critical mass varies as radius squared. This is in contrast to the bare, internally moderated cores, where critical mass increases asymptatically with radius cubed once a limiting moderated-to-fuel ratio is obtained."

2. Internal Moderation - Unbounded Regions and Multiple Infinity

As interesting as the preceding example may be, the following anomaly is perhaps even more strange. The variation in critical mass with core density change for a weakly absorbing reflector (such as graphite) was shown in Figure 16. It should be borne in mind that this variation was merely the result of a simple density change within the core. Let us now consider the combined effects of reducing the core density and also filling the void space with graphite (diluting the core with graphite). For this particular illustration there will be no external reflector; the core will be unreflected, or bare, but internally moderated.

A parametric study was made in 1967 by L. B. Engle and W. R. Stratton[29] of bare homogeneous spheres containing ^{235}U, ^{238}U and carbon in various mixtures. Figure 17 shows the unusual results of their calculations. There is nothing unusual about the curve for fully enriched uranium (93 - 1/2%), but note the appearance of critically unbounded regions for ^{235}U densities between about 10^{-2} and 2 g/cc for uranium enrichments less than $\sim$ 11%. It is also true that, for every enrichment, the critical mass will become infinite on the left side of the Figure; i. e., for sufficiently small ^{235}U densities (at large C/^{235}U ratios). The minimum critical enrichment for metal (enrichment for which k_∞ is unity with no dilution) was computed to be 5.694%.[29] Now it is clear that whenever k_∞ becomes unity the critical mass becomes infinite.

The calculations show the critical mass to become infinite at three different ^{235}U densities, providing the enrichment is in the range between 5.7 and 11%. This can be explained as follows. As carbon is added to the metal, the neutron spectrum will be degraded slightly in energy. Eta for ^{235}U will be reduced somewhat, as will fast fission in ^{238}U; to the contrary, resonance capture in ^{238}U will be somewhat enhanced. Over a range of C/U ratios k_∞ will become, and remain, less than unity; but on further moderation, as the neutron spectrum becomes sufficiently well thermalized, resonance capture in ^{238}U will be significantly reduced and k_∞ will now exceed unity. Ultimately, excessive absorption in the graphite (at very low ^{235}U densities) reduces k_∞ to values that are again less than unity. Thus, within the enrichment ranges defined, there can be as many as three different C/^{235}U atom ratios for which k_∞ is unity and the critical masses and dimensions become infinite.

3. Moderation and Density Effects in Dry and Damp Powders

The curves of Figure 4, previously discussed, show a significant increase to occur in the critical mass of Pu as the metal is initially

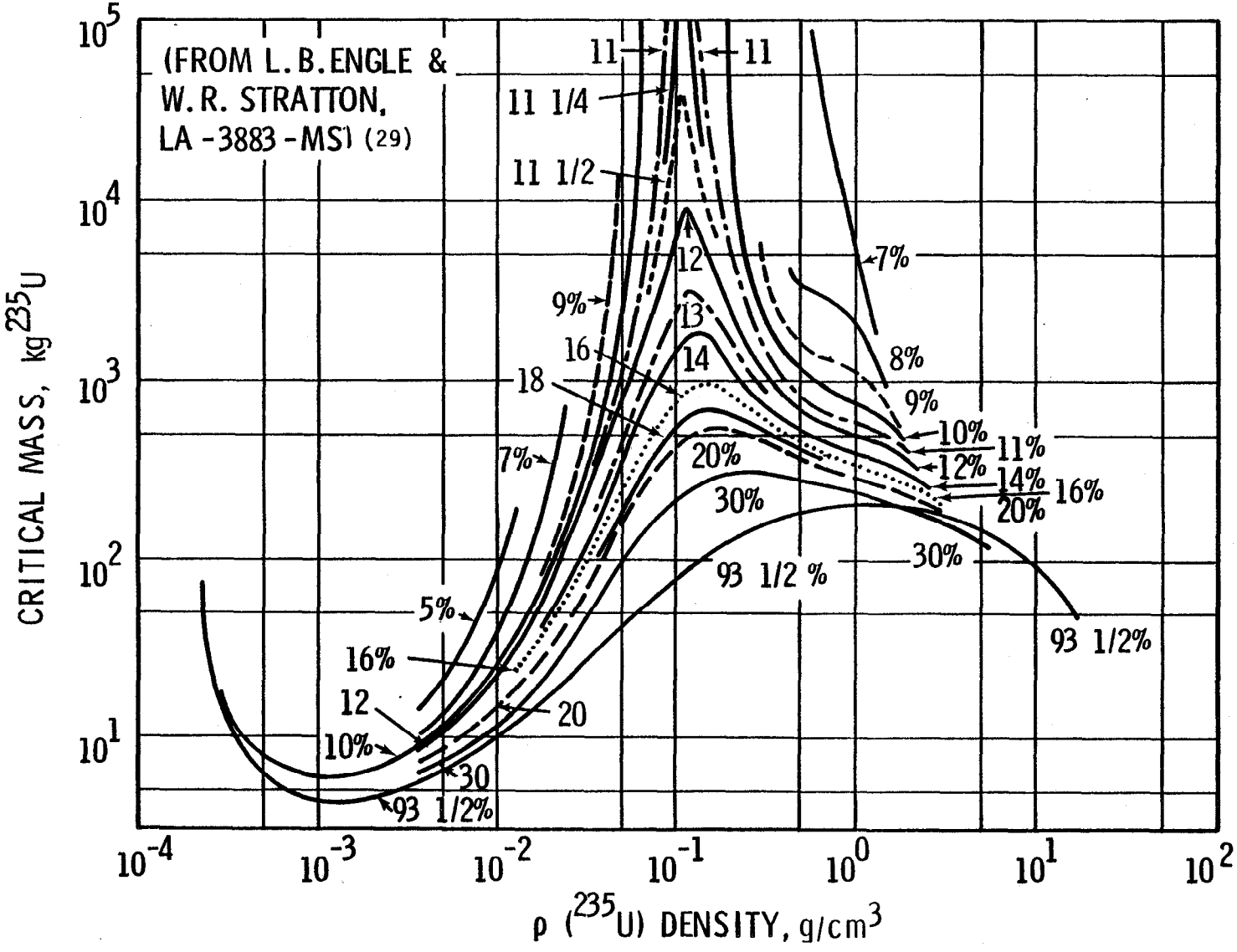

Figure 17. Critical Mass (kg ^{235}U) of Homogeneous Spheres Containing ^{235}U, ^{238}U and Carbon vs. ^{235}U Density for Various ^{235}U Enrichments

diluted with water. There is some evidence to imply that the same effect also occurs, but to a lesser extent, with PuO_2 + $U(NAT)O_2$ mixtures having a Pu content down to as low as 15 wt% or less. Criticality calculations, by J. H. Chalmers, Health and Safety Executive, Nuclear Installations Inspectorate, England, made on dry and damp mixed oxide powders in 1975 bear this out. Data taken from calculations made on mixed oxides containing 15 wt% PuO_2 are presented below:

TABLE V

Calculated Water-Reflected Spheres for $^{239}PuO_2$ - $U(NTAT)O_2$ (Dry and Damp Powders)

Wt% PuO_2	H / (Pu + U) Atom Ratio	H / Pu Atom Ratio	Fraction of Theoretical Density	Critical Radius	Critical Mass kg Pu
15	0	0	0.5	41.5	218.5
15	0.1	0.66	0.5	42.7	233.7
15	0.45	3.00	0.5	37.0	143.0

The explanation for the occurrence of this peak is similar to the explanation of the curves in Figure 4, except that it occurs at a lower H/Pu ratio as a consequence of the uranium present in the mixture. The occurrence of this peak can easily be missed unless the effects of H/Pu ratio changes between zero and unity are explored in detail. It may be concluded from this that a little bit of dampness is a safer situation than complete dryness.

Oxygen itself can cause pronounced changes in criticality irrespective of density effects. For example, the maximum value of k_∞ measured for a 3.04% enriched UO_3 hydrogeneous mixture is 1.35 ± 0.013 which occurs at an H/U ratio of about 7 ($H/^{235}U$ ratio about 240).[30]

Some interesting results were reported on Monte Carlo calculations of k_∞ for unmoderated 3.04% enriched uranium metal and for UO_3.[21] The results are given below:

MONTE CARLO CALCULATIONS OF K_∞ FOR DRY
3.04 WT% U-235 ENRICHED URANIUM

	k_∞
Uranium Metal	0.720 ± 0.012
UO_3	0.584 ± 0.019

The dry UO_3 salt is seen to have a value of k_∞ which is actually less than the value for uranium metal. The smaller k_∞ value for the UO_3 system is primarily due to scattering and moderation by the oxygen. The oxygen degrades the fast neutron spectrum slightly, which reduces the value of eta for the ^{235}U, and fast fission in ^{238}U, and enhances resonance absorption in ^{238}U. It is estimated that for UO_3 the median capture energy shifts from 0.1 to 0.2 MeV down to 0.025 to 0.050 MeV, and the median fission energy shifts from 0.4 to 0.5 MeV down to 0.075 to 0.1 MeV. In the case of uranium metal, the only significant moderating effect the neutrons experience is due to inelastic scattering.

The net effect of the oxygen in dry 3.04 wt% ^{235}U-enriched UO_3 appears to be a reduction in k_∞ of appoximately 135 mk. With the proper amount of hydrogen, however, k_∞ for the 3% oxide is raised from 0.58 to 1.35.

4. <u>The Dilute Fissile Bearing Solution (Criticality and Evaporation)</u>

Apart from reactors, all of the nuclear criticality incidents have involved uranium or plutonium in the form of solutions.[31] Solutions can concentrate, leak, siphon, or be inadvertantly transferred from safe to non-safe geometry vessels - or accumulate in non-safe configurations. In the case of the OKLO mine (See Section T to follow), the processes of nature concentrated the uranium and provided the water for moderation resulting in its criticality. In Section S to follow, a discussion is given on "infinte sea" critical concentrations of fissile nuclides in water such as Pu or ^{235}U; criticality becomes possible when the concentration of the fissile nuclide is high enough such that about one half of the neutrons are absorbed in the fissile material and one half in the water. In the case of Pu, this condition prevails at a concentration of about 7.2 g Pu/ℓ (H/Pu atom ratio $\sim$ 3680).

In a long water reflected vessel of restricted diameter (for example 200 mm diameter) the Pu concentration required for criticality will be greater than the "infinite sea" critical concentration, due to neutron leakage through the sides and ends of the vessel. The critical concentration in a vessel of given diameter depends on its length. However, for vessels taller than about 10 times their diameter, there will be little difference in the critical concentration as the vessel height is increased indefintely. The reason is that since the fraction of neutrons that leak out the ends of a moderately long vessel (for example 6 ft.) is already small, further

increases in length will not have an appreciable effect on the reproduction factor. To exclude criticality the vessel must remain subcritical under all credible solution concentrations, and dilute solutions in long column can be concentrated by evaporation, boiling or precipitation. If the vessel is tall enough it is possible that evaporation could produce a sufficiently concentrated solution to yield criticality. This must be precluded.

For example, in a 200 mm diameter vessel, the solution would be well subcritical in any length if the concentration were only 20 g Pu/ℓ. However, if precipitation were to occur, or evaporation take place, the concentration might well exceed 40 g/ℓ (the critical concentration) over a significant length, resulting in a criticality. (See Figure 18 for artists rendition). Further, in the event that criticality were to occur by this process the reaction might well be autocatalytic depending on the quantity of fuel available. As the fuel was further concentrated, through evaporation, boiling, and radiolytic decomposition of the water the effect could be to further enhance the reactivity.

To prevent criticality in our hypothetical vessel under such an event, the total mass of Pu permitted therein would have to be less than the minimum quantity required for criticality in the vessel. That is, if precipitation, or concentration through evaporation or loss of process control cannot be excluded, the safe concentration must be based on the minimum mass for criticality in the vessel and not on the minimum concentration for criticality in the "infinite" vessel. Then under these circumstances, depending on the vessels dimension, a concentration could be required as low as one or two g Pu/ℓ, being even less than the "infinite sea" critical concentrations. In an infintely long vessel, in the limit, the safe concentration would <u>approach zero</u> - unless the vessel was "safe by geometry" to begin with for all credible concentrations therein.

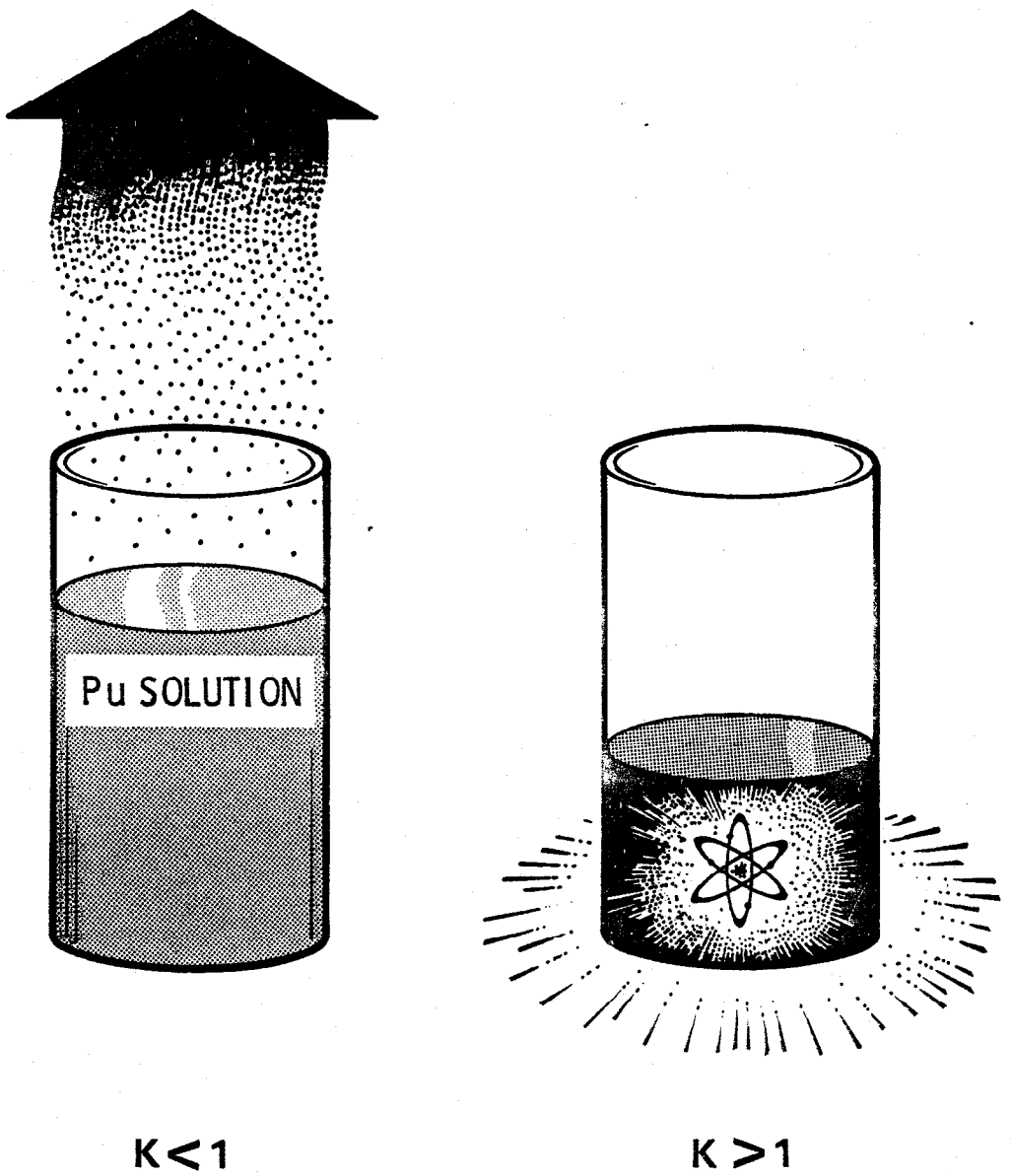

Figure 18. Evaporation - Concentration and Criticality

I. CRITICALITY AND THE NAGATIVE BUCKLING CORE

The example under "External Moderation" served to illustrate that, under certain circumstances, the critical mass could be reduced by a reduction in core density, but for the cases described, k_∞ (the reproduction factor for an infinite size core) would always have exceeded unity. We shall now cite an example that is contrary to the usual expectation that k_∞ for the fuel mixture has to be greater than unity if criticality is to be achieved. It follows logically from the simple formula, $k_{eff} = k_\infty P$, where P is the nonleakage probability, that k_{eff} becomes equal to k_∞ for the case of no neutron leakage (an infinitely large system).

It would be reasonable to assume, therefore, that, if the system could be made infinitely large and remain subcritical, a reduction in size could hardly be cause for concern. Yet, an example can be given in which k_∞ of the core is less than unity (the core buckling is negative), but criticality can be achieved nonetheless.

In 1968, a study was made of the possibility of inducing criticality in unmoderated, negative buckling cores of slightly enriched uranium by using moderating reflectors.[32] It was demonstrated (by means of calculations) that, given certain reflector conditions, a finite, reflected system with negative core buckling ($k_\infty \leq 1.0$) could have a $k_{eff} \geq 1.0$. Some of M. L. Blumeyer's results are included in the following table, which illustrates the point in question and shows k_{eff} to be greater than k_∞!

TABLE VI

Computed k_{eff} for Spheres of 1000 cm Core Radius With 500 cm Thick D_2O Reflector

Material	Enrichment	H/U in Core	k_∞	k_{eff}
UO_2	3.10 wt%	0.59	0.999	1.109
Uranyl Nitrate, $UO_2(NO_3)_2$	2.26 wt%	5.90	0.999	1.012
Metal - Full Density	2.96 wt%	zero	1.006	1.170

The results for light water reflectors were inconclusive, but negative for the few cases examined. It, therefore, remains problematical as to whether a system with a negative buckling ($k_\infty < 1$) could be found that could be made supercritical in finite size with light water reflection.

J. THE COMPLEX REFLECTOR

The critical mass, or dimension, is reduced as a result of neutron reflection from materials external to the fissile bearing core. There are wide differences in the effectiveness of reflectors, but in a relative sense, the best reflector is that which results in the smallest critical size. Reflectors frequently consist of more than one layer of reflecting material such as steel and water or steel and concrete, etc. Although it might appear logical to assume that a combination of reflecting layers would not be better than the best reflector separately, there are noted exceptions.

Experiments with a $^{235}UH_3C$ sphere, reflected with layers of nickel and natural uranium, show a composite reflector consisting of 1/2 inch thick nickel next to the core, surrounded by natural uranium, gives a significantly smaller critical mass than either reflector alone.[33]

There is no verified explanation for the effect, but is suspected that it may be associated with a strong scattering resonance that nickel has at about 16 KeV.[34]

There also is data on reflector combinations from critical experiments performed in 1978 by S. R. Bierman, Staff Scientist at Battelle - Pacific Northwest Laboratory, on interacting arrays of 2.35 and 4.29 wt% enriched UO_2 rods in water that shows the following: A reflector composed of a layer of water about 2 cm, thick backed by a 7.6 cm wall of depleted uranium is more efficient than that of either a thick water reflector by itself or of the uranium when backed by water. For the case of a composite reflector composed of lead and water a similar (although much smaller effect) was observed only with the 4.29 wt% ^{235}U fuel rods. The observed effects are shown in Figure 19.

CRITICAL SEPARATION BETWEEN FUEL CLUSTERS OF 2.35 wt% AND 4.29 wt% ^{235}U ENRICHED UO_2 RODS IN WATER WITH DEPLETED URANIUM OR LEAD REFLECTING WALLS

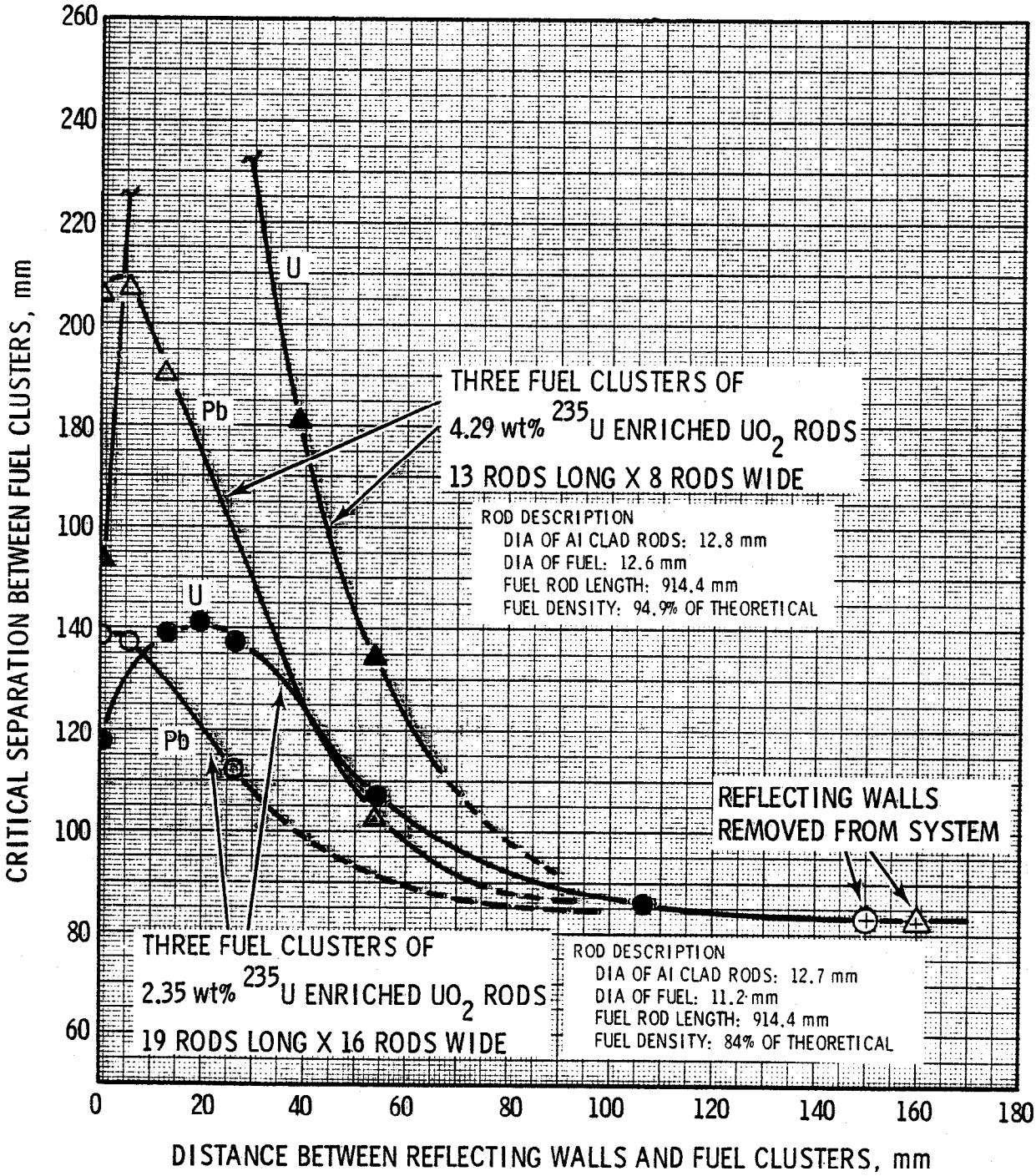

FIGURE 19

K. THE DISSOLVER PARADOX

The dissolution process can involve fissile material in the form of metal or oxide initially; whereas, during the intermediate stage, the material will be surrounded by a solution containing the partially dissolved material. In the final step, all of the material is dissolved, with the concentration being determined by the quantity of material starting the process.

One might conclude that if the material were subcritical initially, and when fully dissolved, the process could safely proceed, but this does not necessarily follow, as during the intermediate state of the coupled fast-thermal system, criticality may occur.

In the case of an idealized plutonium dissolver, it has been shown that, at least for the conditions assumed, it is possible to begin dissolution in a system that is subcritical at both the starting and ending configurations and yet achieve supercriticality somewhere in between although the total mass of Pu in the form of solution and/or in metal or oxide has remained constant (see illustration, Figure 20.[35]

The computed curves in Figure 21 show the critical masses (total of Pu-239 in metal and sphere solution) and the corresponding critical volumes of the dissolver (regions I and II). The critical envelope is drawn tangentially to the various curves and the subcritical region is the region below this envelope. The possibility of a system being subcritical at the beginning and end of dissolution, yet being supercritical in between is further illustrated in Figure 22 for the case of a 3-kg mass dissolving into a 5-liter volume. The critical mass becomes less than 3 kg total mass at or near 40 g/liter in solution and reaches a minimum of 2.8 kg at about 100 g/liter. In the example given the system would then have become supercritical at a solution concentration > 40 g/liter and would have remained so until the concentration reached about 350 g/liter.

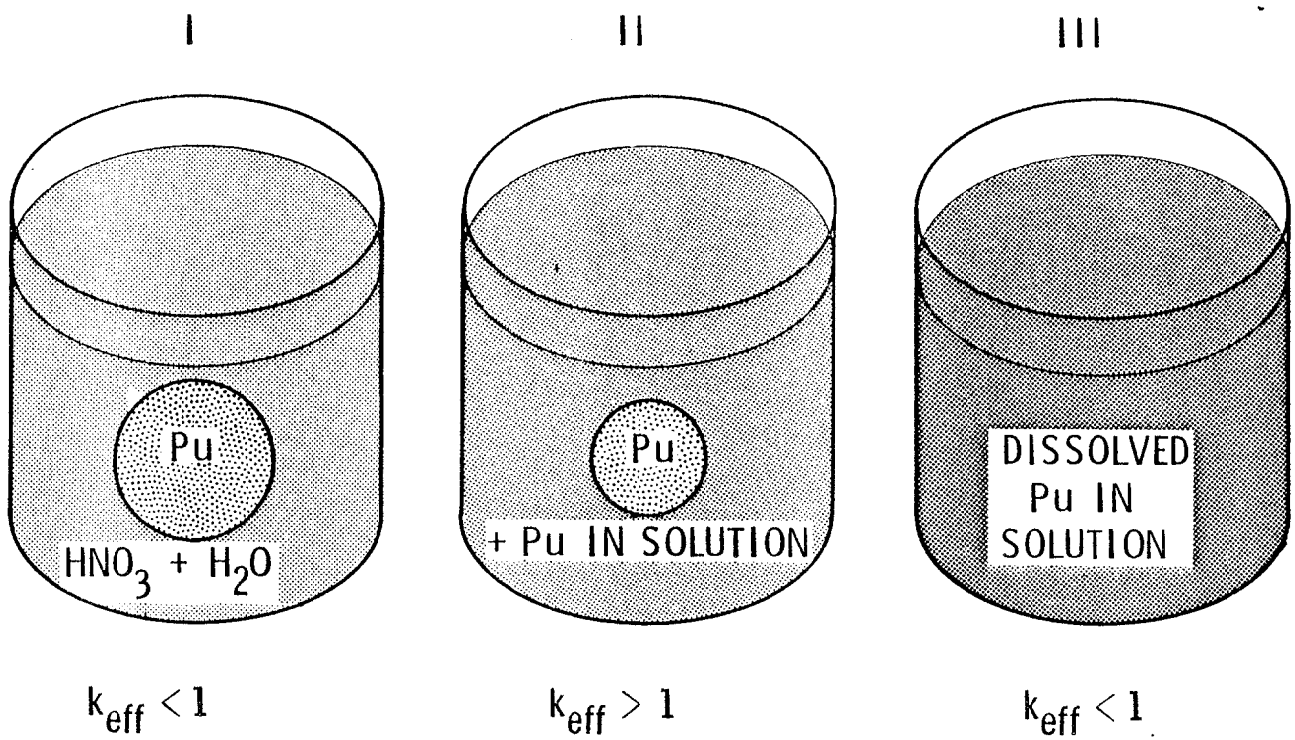

Figure 20. Pu Metal Dissolution

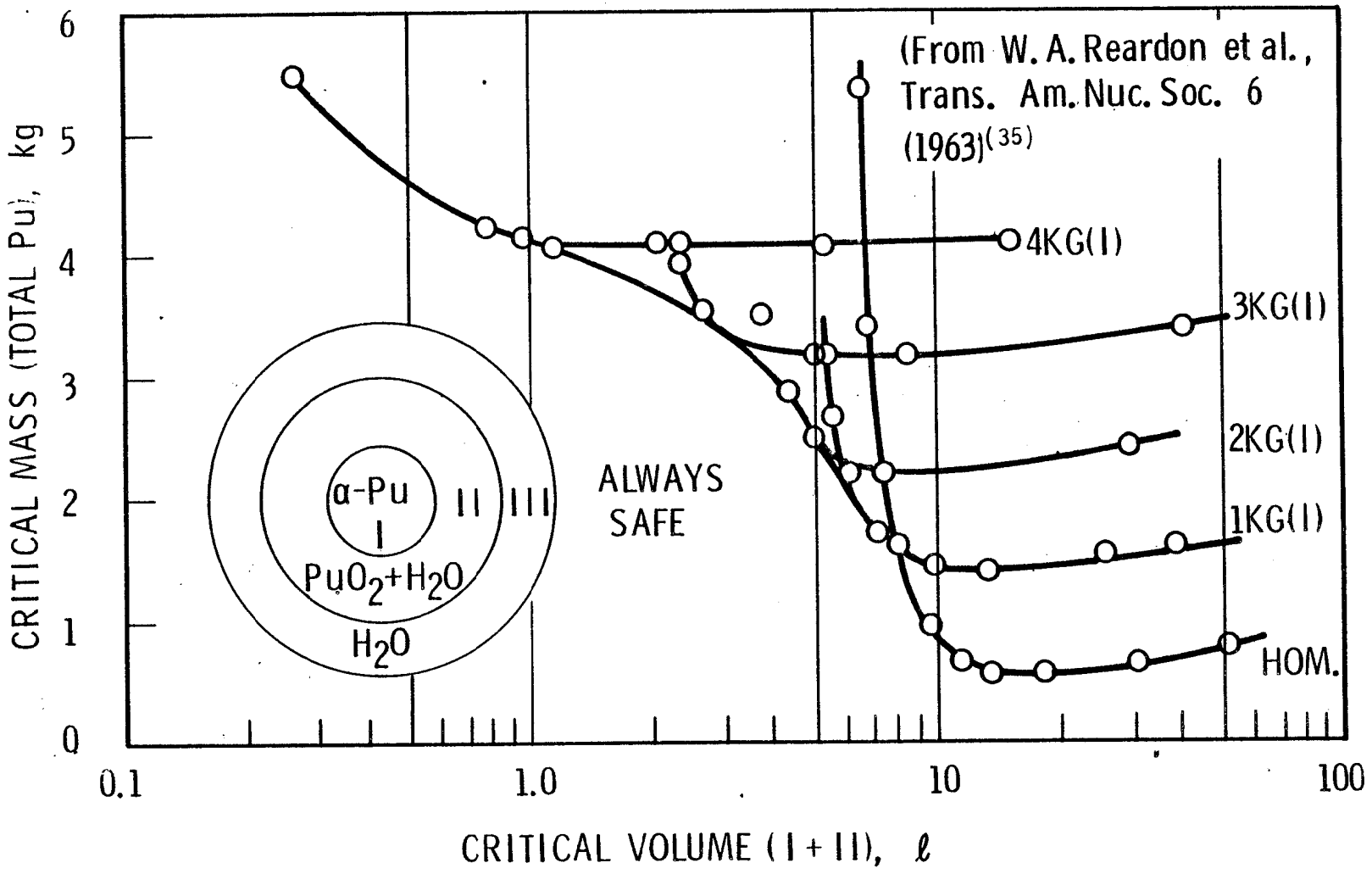

Figure 21. Computed Critical Mass (Total ^{239}Pu) Versus Volume (^{239}Pu in PuO_2 + H_2O Solution)

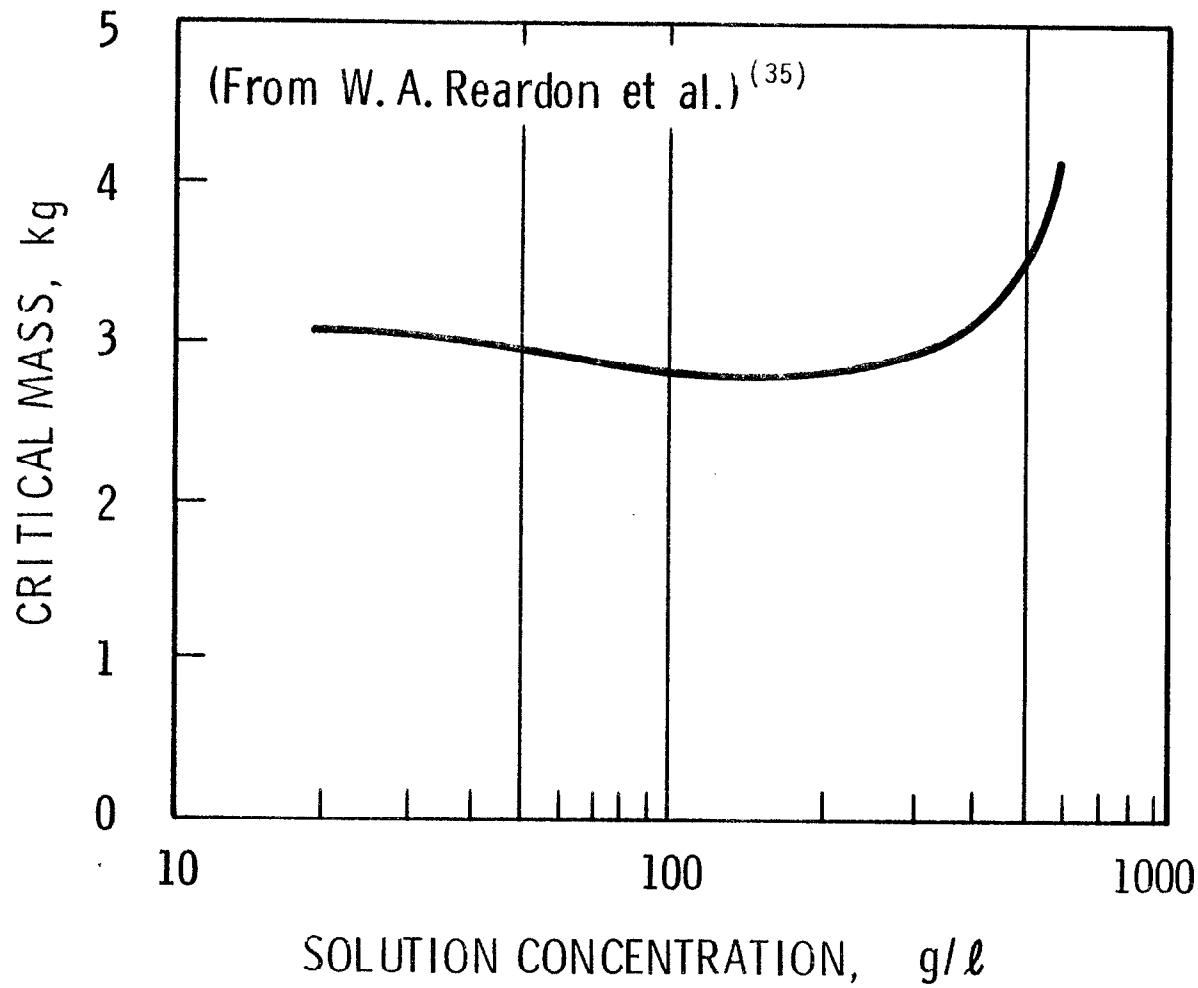

Figure 22. Computed Critical Mass Versus Solution Concentrations; 3 kg Dissolving into 5 Liter Volume

L. ^{235}U, ^{239}Pu-^{238}U MIXTURES (CONCENTRATION OR MODERATION - EFFECT ON CRITICAL MASS

At first hand, it may seem surprising that, in the case of a homogeneous aqueous mixture of low enriched uranium, the ^{235}U mass required for criticality can be significantly less than for fully enriched U (93.5%) within a narrow H/U range at the same total (^{235}U + ^{238}U) concentration.[36] This is evident from Figure 23, which gives computed ^{235}U critical masses for 5.0 wt% enriched U and 93.5 wt% U plotted against H/U (^{235}U + ^{238}U) atom ratios. However, in cases such as these, it is always the H/^{235}U ratio, rather than concentration per se, that is the controlling factor. If both curves were plotted against H/^{235}U ratio (instead of total U), the lower enriched uranium case would be seen to have the larger ^{235}U critical mass for the same H/^{235}U ratio.

It should be borne in mind, however, that in nongeometrically safe situations (wherein vessels are not safe by geometry) it would be possible to achieve criticality (albeit over limited concentration ranges) with a smaller quantity of ^{235}U in the form of low enriched U than if the ^{235}U were in the highly enriched form!

The curves presented in Figure 24 are similar to those in Figure 23, except that comparisons are made for 100% $^{239}PuO_2$ solutions and for 8 wt% PuO_2 in PuO + U(NAT)O_2. In this case, critical masses are given in terms of kg PuO_2 and are plotted as a function of the toal concentration of Pu + U. The same conclusions are evident.

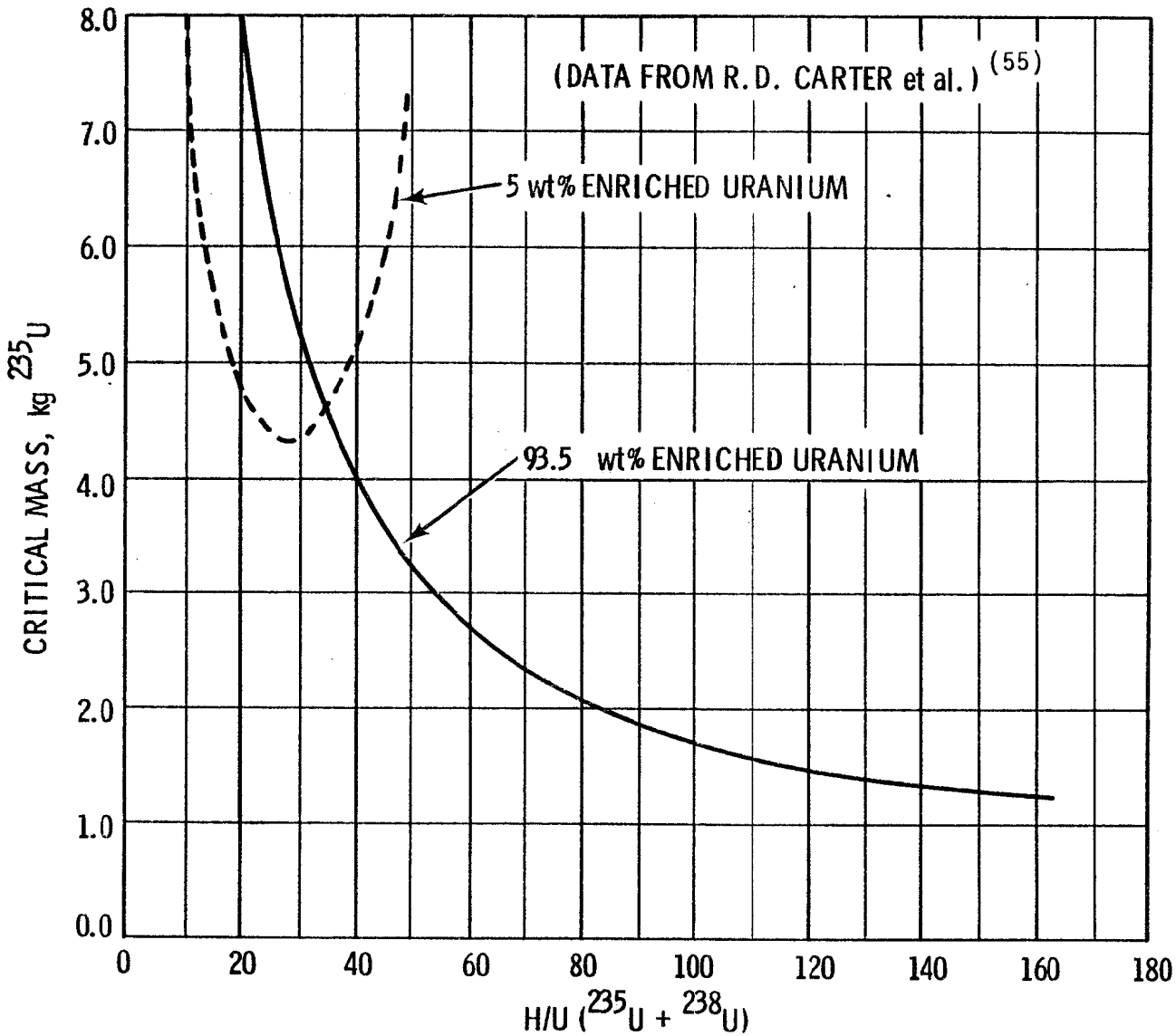

Figure 23. Computed Critical Masses of Water Reflected Spheres of Uranyl Nitrate Solutions (NO Excess HNO_3)

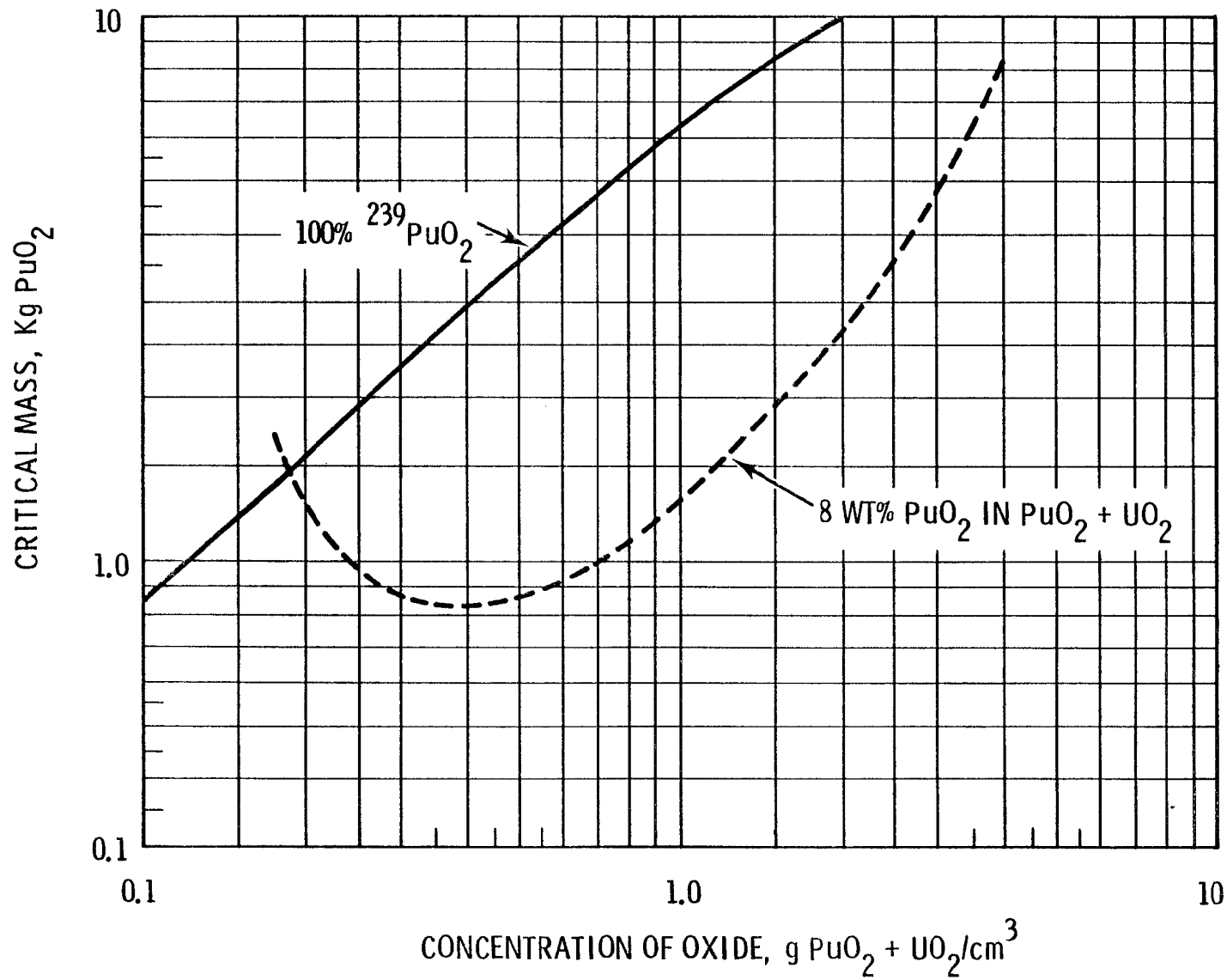

Figure 24. Computed Critical Masses of Water-Reflected Spheres of PuO_2 and $U_{NAT}O_2$ - H_2O Mixtures

M. THE CRITICALITY OF ^{239}Pu-^{240}Pu METAL MIXTURES

Critical mass values have been recalculated for the even-even nuclide, $^{240}_{94}Pu$, which lie in the range 33 to 19 kg, depending on the type of reflection (see Table VIII). (Note: This represents a substantial reduction in the previously estimated critical values; the critical mass for a bare sphere of ^{240}Pu metal ($\sim$ 33 kg) is now significantly less than that of ^{235}U metal!) The critical mass for ^{239}Pu metal is given as 5.4 and 10 kg for water-reflected and bare spheres, respectively. Pertaining to mixtures of the above isotopes, Figure 25 gives the percent change in critical mass per percent change in ^{240}Pu content as a function of the total Pu concentration in homgeneous water mixtures, spanning the range from dilute solutions to that of full metal with no water wherein the H/Pu ratio is zero.[37] The Figure shows the ^{240}Pu to have its maximum effect as a neutron absorber at a Pu concentration of about one g/cm^3 (H/Pu ratio $\sim$ 25). Up to the point of the metal mixture, spectrum changes will occur because of the variation in hydrogen content. In examining the case for ^{240}Pu metal, it should be remembered that the quantity of ^{239}Pu contained in the mixture must vanish as the ^{240}Pu concentration approaches 100%, at which point the ^{240}Pu metal would be critical by itself. As seen from the Figure, the percent change in critical mass approaches a value of about 2% change in ^{240}Pu content for concentrations up to 20%. To illustrate, in the case of 20 wt% ^{240}Pu, the total critical mass would be some 40% greater than that for ^{239}Pu metal by itself (^{239}Pu content $\sim$ 6.0 kg). Calculations also indicate the critical assembly to contain more than a critical mass of ^{239}Pu until the ^{240}Pu content is near 30%. This anomalous behavior, or peak in the ^{239}Pu content in the unmoderated metal mixture, at the point of criticality, can possibly be explained on the basis of a change in neutron spectrum on addition of ^{240}Pu to the ^{239}Pu metal system. Since odd nuclei are expected to give more inelastic scattering, the spectrum in the ^{239}Pu system can be expected, on the whole, to be slower than that in a ^{240}Pu metal system; the latter point has not been examined in detail. Calculations show, however, the critical mass of ^{240}Pu to be extremely sensitive to changes in neutron spectrum and that moderation equivalent to an H/Pu atom ratio of only about one would prevent criticality.

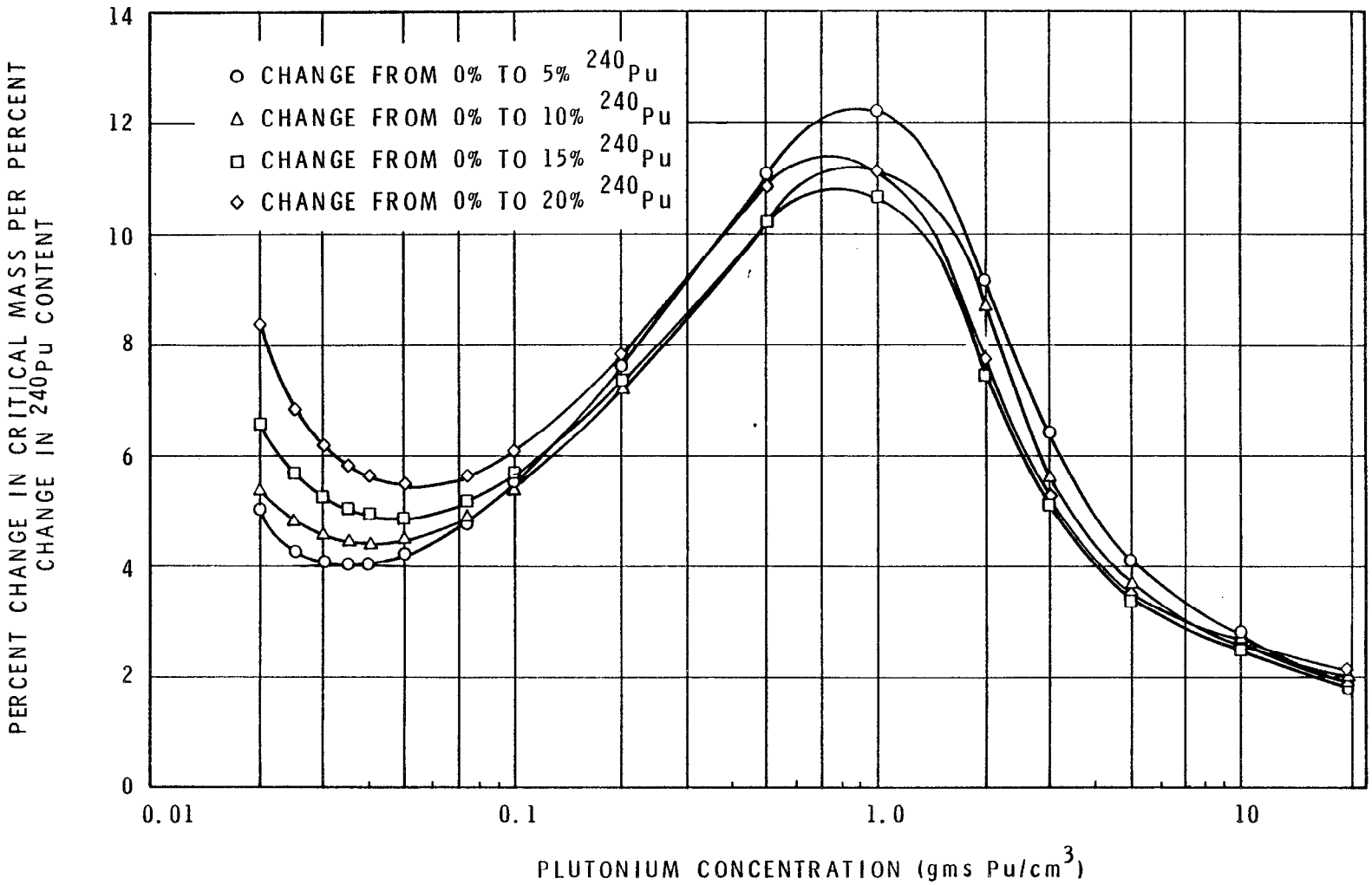

Figure 25. ^{240}Pu Effects on Water Reflected Spherical Critical Masses

N. ARRAY ANOMALIES

1. Mixed Units in Storage

The criticality of an array of units involves the effect of neutron interaction between like or dissimilar quantities of other nuclear materials that may be in the vicinity. Suffice it to say, the problem of computing criticality becomes more complex when interacting arrays of units are to be considered, such as may occur in storage areas and in shipments of containers of nuclear materials. In any operation, not only must subcriticality be established for a single unit, but the degree of subcriticality of the system as a whole; for example, the effects of interconnected and adjacent pipes must be evaluated in processing plants.

An interesting problem concerns the mixing of units within an array. If it has been determined that an array can safely handle A units of metal by itself, and B units containing dissolved fissile material in solution by itself, then is it logical to assume that these units could be mixed together in the array at the same lattice spacing, providing the combined number were less than either A or B? Surprisingly, the answer can be "no", as borne out by the following simple example (see Figure 26 and Table VII.)[38]

Note that the total number can be significantly less, depending on the pattern of positioning used.

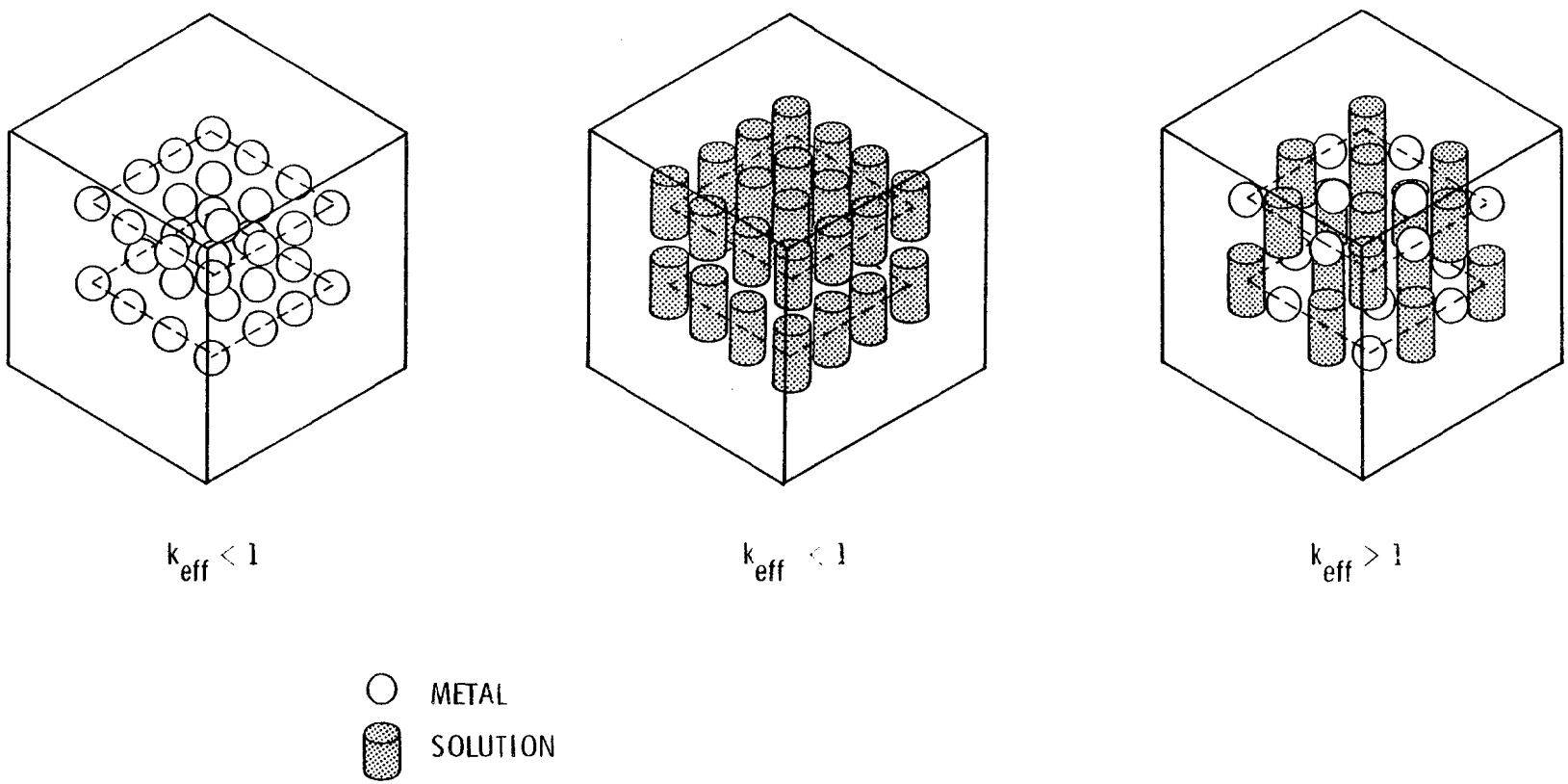

Figure 26. Criticality of Mixed Arrays

TABLE VII

Mixed Units of 3.5 kg Pu Metal and
125 g Pu in Solution (H/Pu Ratio of 500)

(Cubic Array)

Spacing Between Units Center-to-Center	Critical Numbers		Total Number
	Metal Units	Solution Units	
26 cm	93	None	93
26 cm	None	80	80
26 cm	31	29	60
26 cm	32	34	66

2. Bare Metal Arrays - A Case Wherein Criticality Can be Achieved by Diluting ^{235}U With Non-Fissile ^{238}U

Some interesting results were reported by C. E. Newlon on the criticality of unreflected cubic arrays of enriched uranium metal.[39] The calculations indicate that an interacting array of 30.0% ^{235}U enriched metal spheres could have a lower critical lattice density of contained ^{235}U than an array of 93.2% ^{235}U enriched spheres, and thus a smaller critical ^{235}U mass in the lower enrichment array. (See Figure 27). In the case of these interacting arrays, the calculations imply that a situation might be obtained whereby a smaller critical ^{235}U mass could be achieved in a given array volume by mixing the ^{235}U with ^{238}U! The array would contain fewer, but larger, units distributed over its volume with a net reduction in total ^{235}U content.

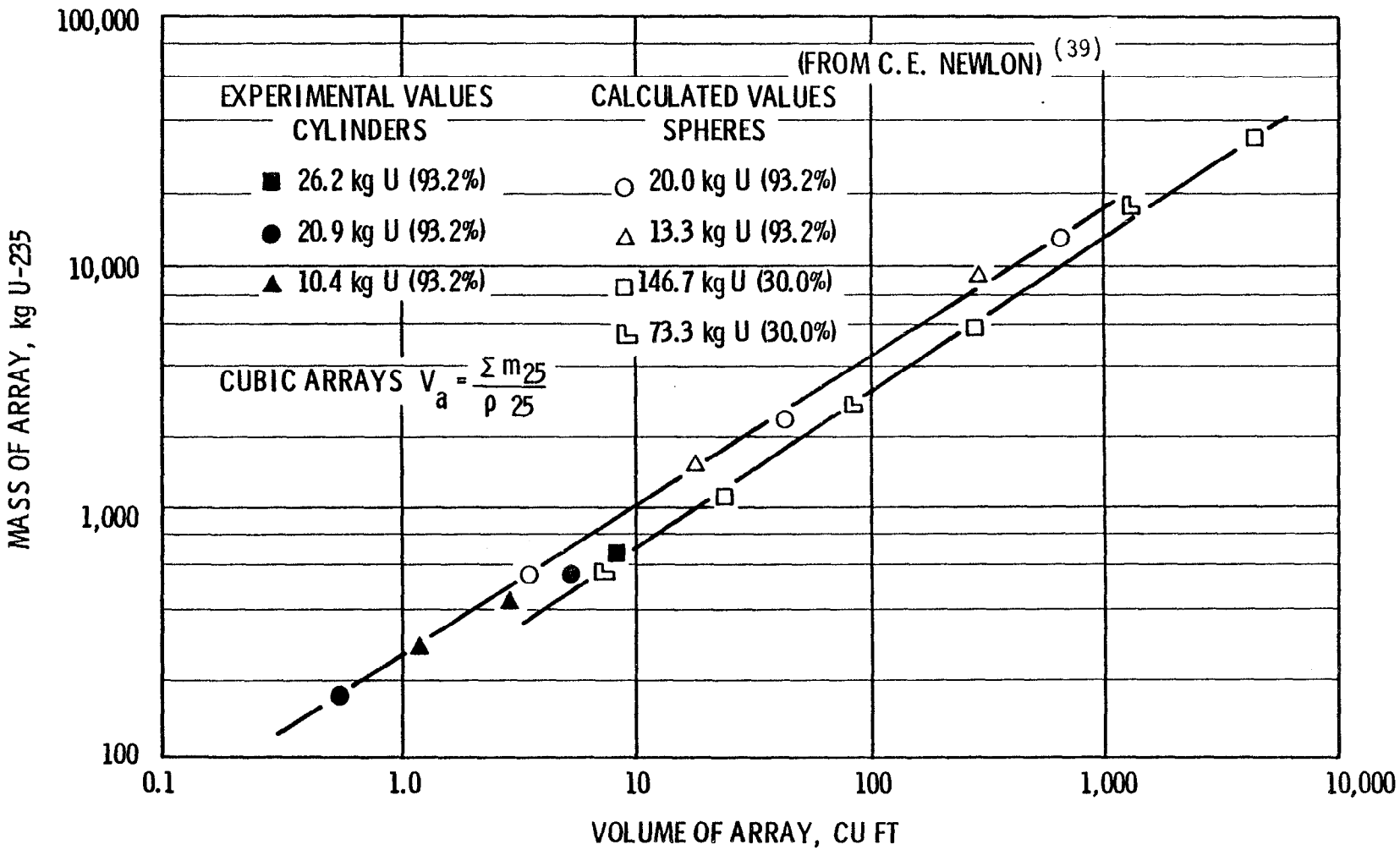

Figure 27. Critical Mass and Volume of Unreflected Metal Arrays

3. Reactivity Enhancement Due to Density Reduction in Units of Arrays (When a Reduction in the Unit k_{eff} Can Enhance Array Criticality)

In 1977, B. L. Koponen reported on a series of Monte Carlo calculations that show some storage and transportation arrays will become more reactive if the fissile material density is reduced. In particular, his calculations show that a subcritical array of shipping containers, with solid metal units, can become supercritical under certain conditions if the density of fissile material in the container is reduced.(40) Similar results were obtained with arrays made up of ^{235}U metal spheres. (See Figure 28). In the case of the arrays with spherical units, the sphere radius was varied in four steps, with a corresponding variation in density in each case so as to preserve the original uranium mass; the arrays consisted of equally spaced spheres. Calculations were done for both unreflected and water reflected arrays including variable interstitual water moderation.

For those cases studied, it was found that the most reactive unreflected arrays were those containing solid metal units, regardless of the amount of interstitual water moderation. Under the condition of a full density external water reflector, and with optimum moderation, however, the lowest density unit array was the most reactive.

The primary reason for the increase in the reflector worth of low-density fissile units is the increased utilization of thermal neutrons in the outer regions of the low density spheres. The mass of uranium in the region accessible to thermal neutrons is effectively increased, as there is an increase in the penetration of thermal neutrons into the low density core. With solid uranium spheres at full density Koponen gives the median fission energy as $\sim$ 0.5 MeV., and in the sphere with a radius four times

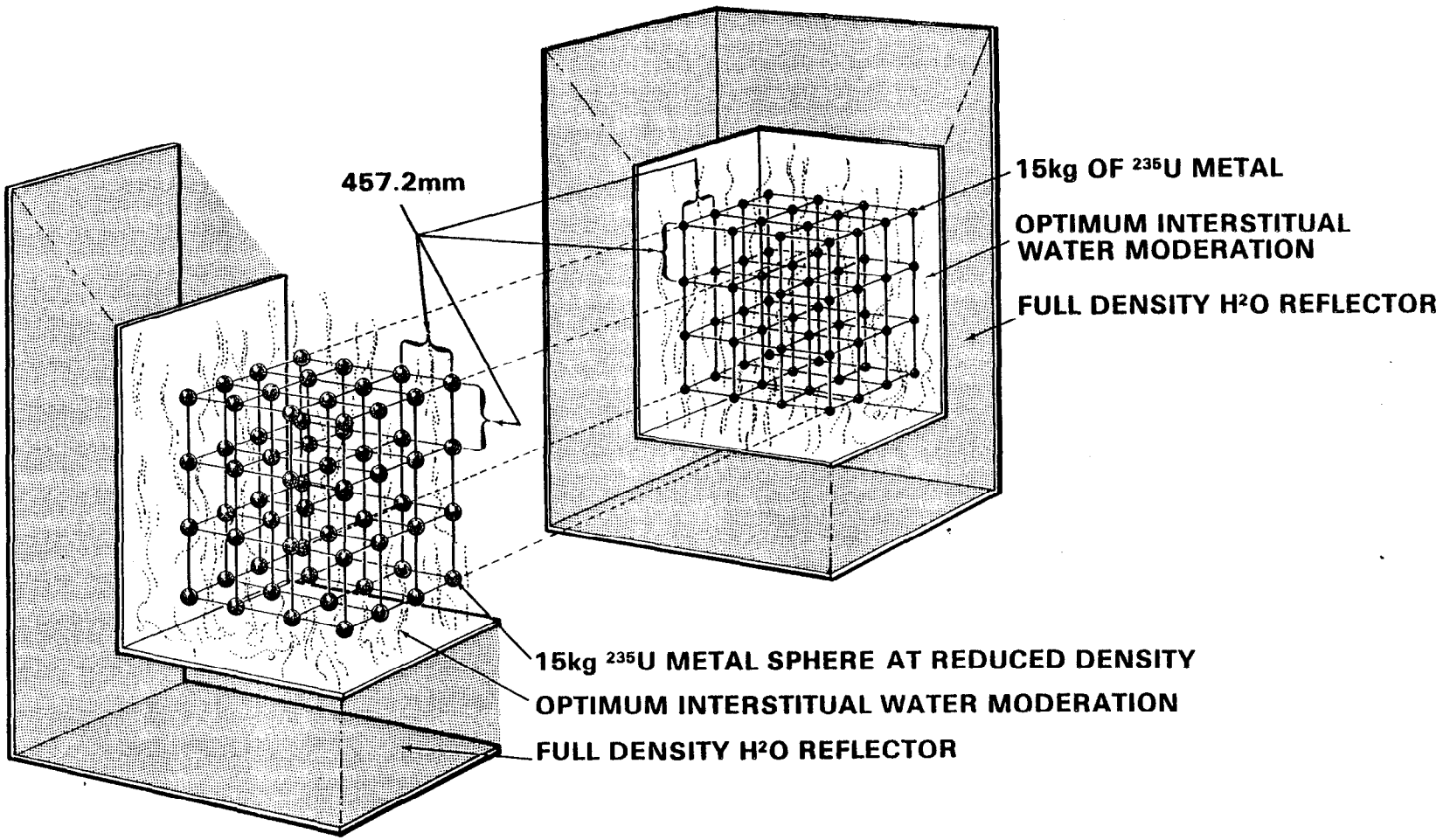

Figure 28. Reactivity Enhancement Due to Density Reduction in Units

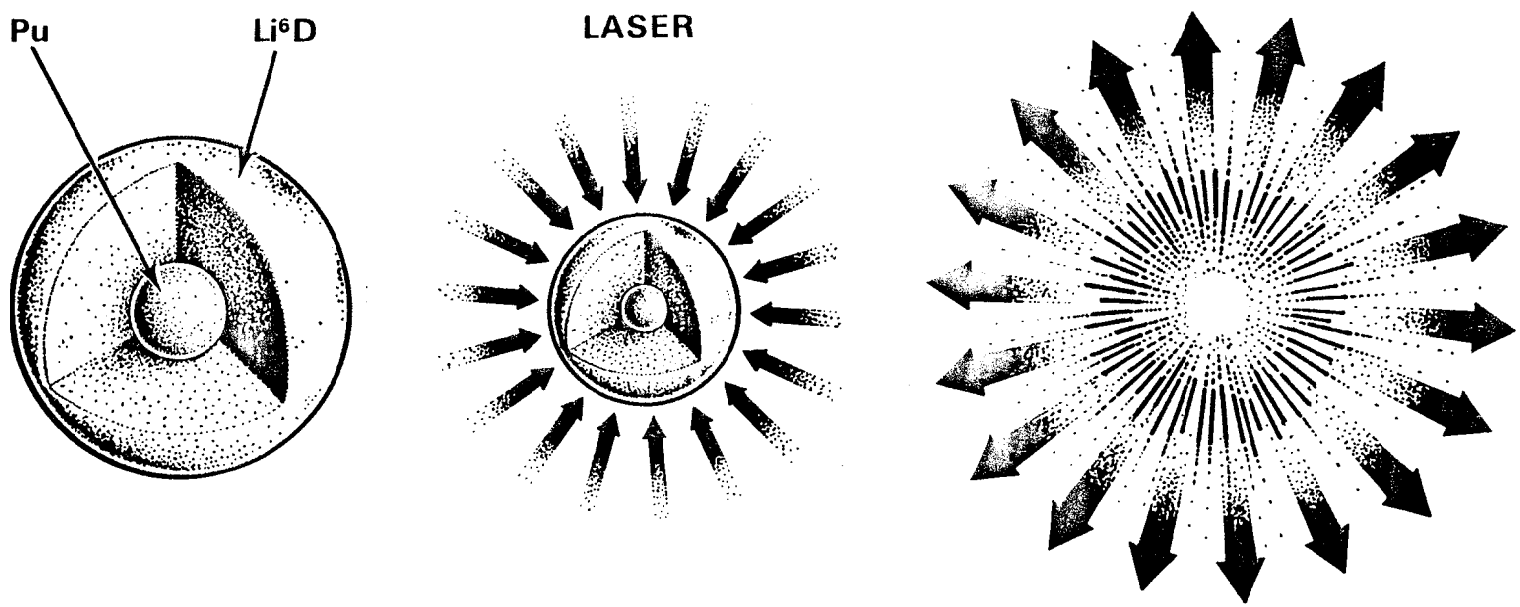

Figure 43. Laser Implosion of Fissionable Pellet

3. The Beryllium Reflector: Polyethylene Moderation and Spacial Redistribution

Low mass concepts have been of special interest since the earliest days of the nuclear reactor, and perhaps more recently in space or satellite applications. Calculations and experiments have been carried out that indicate significant reductions in critical masses can be achieved through use of polyethylene moderation and beryllium reflection. Experiments performed at Los Alamos show the minimum critical mass of ^{235}U in a hydrogeneous core with a thick beryllium reflector ($\sim$ 32 cm. thick) can be reduced to 250 - 300 g.[65] (This is a factor of 3.3 to 2.7 below the commonly quoted minimum critical mass of 820 g ^{235}U for a homogeneous aqueous solution in a water reflected sphere). The Los Alamos experimental assemblies consisted of ^{235}U foils (93% enrichment), polyethylene sheets, and beryllium blocks (as reflector) in a cubic array. Three sizes of fuel cells were studied, being approximately 8, 6.5 and 6 in. square. It was noted that a further reduction in critical mass could be made by spatial redistribution of the ^{235}U fuel. Changing from a constant density throughout the core, i. e., with 20% of the fuel moved to the outer 0.4 cm., a 3% decrease in critical mass could be affected.

Pertaining to alpha-phase plutonium metal, experiments performed at the Lawrence Radiation Laboratory have been reported in which critical thicknesses of beryllium reflectors were determined for five different alpha-phase plutonium metal spheres with masses in the range 2.47 to 5.43 kg.[66] The average density of the Pu used in these experiments was 19.25 g/cc. Extrapolation of the experimental results of the Pu critical mass vs. beryllium reflector thickness indicates that for a beryllium reflector 48 cm thick the minimum critical mass (although poorly determined) would possibly be in the range of only one to two kg Pu. (This may be compared with the water reflected critical mass for alpha-phase Pu of 5.4 kg).

Some calculations were recently reported on criticality parameters for ^{239}Pu in organic media.[67] These calculations show the minimum critical mass for a homogeneous mixture of ^{239}Pu in polyethylene - but with a water reflector, to be 370 g. This may be compared to 530 g for the minimum critical mass of an aqueous Pu solution contained in a water reflected sphere. Had a beryllium reflector been utilized for the polyethylene moderated core, the 370 g value would undoubtedly have been substantially smaller.

There is nothing exotic in the methods (or examples given) by which the reductions in critical masses can be made below the commonly quoted minimum values for water moderated and reflected assemblies. Therefore, in the handling of nuclear material, it is well to consider the possibility of the low mass configurations being encountered.

V. BEYOND CALIFORNIUM - AN ISLAND OF STABILITY - THE SUPERHEAVY ELEMENT "X"

Increased binding energy at closed, or in the region near-closed, shells of nucleons results in increased stability of the nucleus.[44] [46] Shell closures beyond lead are predicted at Z = 114, and N = 184 and possibly at Z = 164 and N = 318.[68] Due to the additional binding, doubly-closed shell, superheavy "magic" nuclei, if somehow formed, might be relatively stable; whereas, nuclei lying in the region beyond the end of the periodic table other than at "islands of stability" would not exist with any significant half-life. This leads to the prediction of the relatively stable superheavy element $^{298}_{114}X$, and to others with closed or nearly closed, neutron and proton shells as graphically illustrated in Figure 44. This particular portrayal was adopted from a paper by G. T. Seaborg.[68]

J. R. Nix has predicted some of the properties associated with the fission of the hypothetical superheavy nuclei.[46] A few of these properties are included in Table X.

KNOWN & PREDICTED REGIONS OF NUCLEAR STABILITY, SURROUNDED BY A SEA OF INSTABILITY

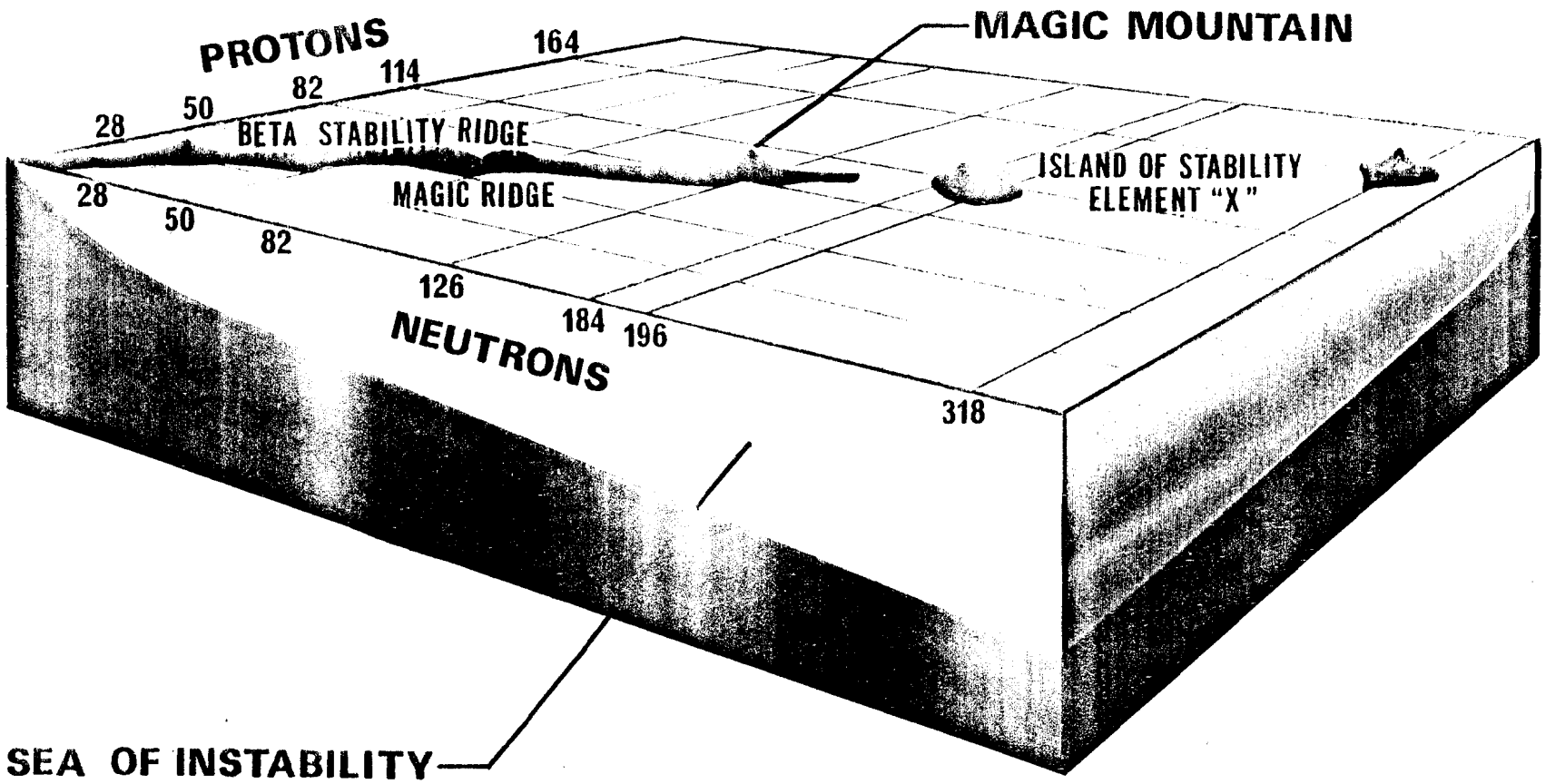

FIGURE 44

TABLE X

Properties of Superheavy Nuclei

Fissioning Nucleus	Energy Release Per Fission	Number of Neutrons Per Fission	Lifetime*
$^{298}_{114}X$	317 MeV	10.5	$\sim 10^3$ years**
$^{294}_{110}X$	290 MeV	10.6	$\sim 10^9$ years

* Total half-life from decay by spontaneous fission, α-decay, β-decay, etc.

** G. T. Seaborg estimate for this nuclide.[68]

Two papers were recently published in SCIENCE, 26 December 1975, Vol. 190, No. 4221, wherein the authors give new evidence for the prior existence of extinct superheavy elements.[69-70] This comes from a study of primitive meteorites in which an anomalous Xe component has been observed. The origin of the Xe component may be the result of spontaneous fission of an extinct superheavy element. Presumably one of the superheavy elements would have an isotope with a half-life in the range 10^7 to 10^8 years, which is too short to survive to the present day, but long enough to leave detectable effects in meteorites. It is suggested that element 115 (or 114, 113) may have been present in a rare chromium when the Allende meteorite was formed. The elegant analyses of the authors in both papers are convincing.

"Micro" Critical Mass

We may now conjecture as to the possible minimum critical mass of superheavy, doubly-closed shell magic element(s) X, as yet undiscovered (although recent analyses on the Allende meteorite provide evidence of previous existence) but theoretically predicted. In making this "qualitative" estimate we have assumed a nucleus one neutron short of the magic number; i. e., a nucleus with an odd number of neutrons but in the region of a closed shell.

$_{114}X$: critical radius $\sim$ 3.44 cm

critical volume $\sim$ 0.17 ℓ

critical mass $\sim$ 0.5 g

Assuming minimum concentration of $\sim$ 3 g/ℓ in aqueous solution; water-reflected sphere. [If a beryllium reflector is used in lieu of water, lets make the critical mass $\sim$ 0.2 g (0.007 oz)].

W. THE POWER REACTOR - FOUR-BILLION WATTS AND SUBCRITICAL

At the entrance of the N-Reactor, on the Hanford Reservation, there is a sign which informs the visitor he is about to enter the largest nuclear steam generating plant in the world. As of August, 1974, the dual-purpose N-Reactor held the Free World's record of steam production for electrical generation at 26.5 billion kW-hr. Yet, this reactor, even if generating 4 billion watts of thermal power in constant mode, is technically subcritical, as the reproduction factor would be fractionally less than unity. This reactor as is true of all others when at constant power level, will be found to be riding on neutron source multiplication where the origin

of the source neutrons is not the chain reaction itself, but rather from α-n reactions taking place in the reactor's core material and from spontaneous fission in ^{238}U or ^{240}Pu, etc. The multiplication rate is given approximately by

$$M = \frac{S + S\,k_{eff} + S\,k_{eff}^{2} + \ldots}{S} = \frac{1}{1 - k_{eff}}, \quad \text{for } k_{eff} < 1.$$

If, somehow, it were possible to remove the source neutrons, the power level would slowly fall to zero unless control rod adjustments were made to compensate. The multiplication rate at full "subcritical" power level could be in the range 10^{11} to 10^{13}, or up to some ten trillion.

X. SUNDRY

1. Gold and Uranium

Two of the most controversial political subjects in recent times have involved gold and uranium, but for different reasons - uranium in connection with the energy crisis and the furor (of some) over the construction of reactors for production of energy, and gold in connnection with "inflation" and the monetary crisis that continues unabated throughout the world. Gold, of course, can be used to purchase energy - so there is a connection. Interestingly enough, uranium is a by-product from the mining of gold in South Africa, just as, for the most part, silver is a by-product from the mining of copper, zinc, lead and other base metals.

In going through the files, the author recently came across a series of criticality calculations, since forgotten, that had been made on gold-uranium mixtures long before either of the current energy or monetary crises. The only "anomaly" here is perhaps the reason as to why such calculations would have ever been made in the first place. The reader may use his own imagination as to the latter. In order that these results be preserved, for whatever value they may now have, some data from these calculations are presented below:

TABLE XI

Multigroup Calculations of k_∞ for Au-U Mixtures

Gold:	^{235}U:	^{238}U	H/U	k_∞
89:	5.5	5.5	0	0.696 (0.614 ± 0.009 from Monte Carlo Code)
55:	5.5	5.5	0	0.949
89:	5.5	5.5	5	0.399
89:	5.5	5.5	10	0.369

The results indicate that a gold, ^{235}U, ^{238}U atomic ratio of about 50: 5.5: 5.5 should have a k_∞ of unity. Note from the above that as hydrogen is added to the system, k_∞ drops quite rapidly due to the large gold absorption cross section at low energies. In all of the above cases, the uranium was 50% enriched in the ^{235}U isotope.

2. Criticality Accidents - (The Moon, Light Flashes, and Blue Glow)

One of the U. S. Astronauts told the author that on the way to the moon, "we went to sleep counting the light flashes." In one instance, each of the astronauts on board the space craft simultaneously observed the same light flash, i. e., apparently a shower of charged particles initiated by a very high energy cosmic ray particle from the sun passed through the eye of each astronaut. There have been several investigations designed to determine the physical mechanism behind the phenomenon observed by astronauts exposed to radiation in deep space. The diffuse light flashes are apparently observed only when the nucleus of the charged particle moves through the eye fast enough to generate Čerenkov radiation.[71-72] It was first observed by Čerenkov in 1934 that very high speed electrons, or β particles, in passing through a transparent dielectric medium could give rise to visible light.

Back on earth, personnel who have been exposed to the radiation from criticality accidents likewise sometimes report seeing a light flash, although from their location it would not at times seem possible for the visible light from the Čerenkov radiation to have directly reached their eye. Yet they claim to have observed a "blue flash." Bear in mind that the visible light of the Čerenkov radiation does not transmit through opague objects such as room walls or the steel walls of a vessel. (In a typical photograph looking down into a reactor core in water, the blue glow is generated under water at the source of the radioactive fuel, and this light is then visible from above). It may be a fruitless endeavor to ask persons who have received a radiation dose, as a consequence of a criticality accident, to identify the source of radiation, or to point out the source of the criticality event following an accident. We suggest that the situation

could be similar to that experienced by astronauts, where in this case the diffuse source of light may again be within the eye itself, but generated through a two stage process; gamma rays from fission interact within the eye tissue to release high energy electrons through such processes as pair production and compton scattering. Neutrons released in fission may also be absorbed in the body tissue, or within surrounding materials, giving rise to capture gamma rays; these in turn may interact to produce high energy electrons within the eye. (For example, the absorption of a thermal neutron in the hydrogen of water gives rise to a maximum gamma ray or 2.23 MeV at the instant of absorption).[73] The electrons in turn give rise to the Čerenkov radiation or "blue flash" observed at the instant of the criticality excursion. The well known condition for the generation of Čerenkov radiation is that the charged particles have a velocity $v > \frac{c}{n}$, where c is the velocity of light in vacuo and n is the index of refraction of light in the medium in which the charged particle is passing. The index of refraction (n) is simply the ratio of the velocity of light in vacuo to that of light in the medium.

Čerenkov radiation is somewhat analogus to the case of sonic booms wherein the aircraft (source of the sound) exceeds the velocity of the sound it creates. A "sonic shock wave" is generated that is heard by an observer on the ground as a sonic boom as the aircraft passes by. Čerenkov radiation is an electromagnetic shock wave phenomenon described as the direct optical analogue of the supersonic boom. For the process to occur it is only necessary for the charged particle to travel through a transparent medium (water, glass, etc.) at a velocity in excess of the electromagnetic waves in the medium. In the case of the Čerenkov radiation the charged particle (source of electromagnetic field) exceeds the velocity of the field associated with the particle. The result

is that a minature "electromagnetic field shock wave" is created and the electrons of the atoms through which the particle moves are accelerated by these fields and so emit radiation. The direction of the light emitted is related to the velocity of the passing particle and makes an angle θ with its direction, wherein $\cos \theta = \frac{c}{nv}$. Bear in mind that it is perfectly possible for the charged particle to move faster than light (electromagnetic radiation) in a medium wherein the index of refraction (n) of the light is greater than unity (according to the laws of physics, it is only the velocity of light in vacuo (c) that may not be exceeded). (For an elegant description of Čerenkov radiation the reader is referred to Reference 72).

Figure 45 qualitatively illustrates the radiation phenomenon as might be observed from a hypothetical criticality incident. Thus, anyone sufficiently close to the source of radiation might be expected to see a "blue flash" or to observe some Čerenkov radiation,, nor would it matter if their eyes were open or closed. To them, (if the light were generated within the eye itself) it might appear to be coming from whatever direction they were looking at the time of the incident.

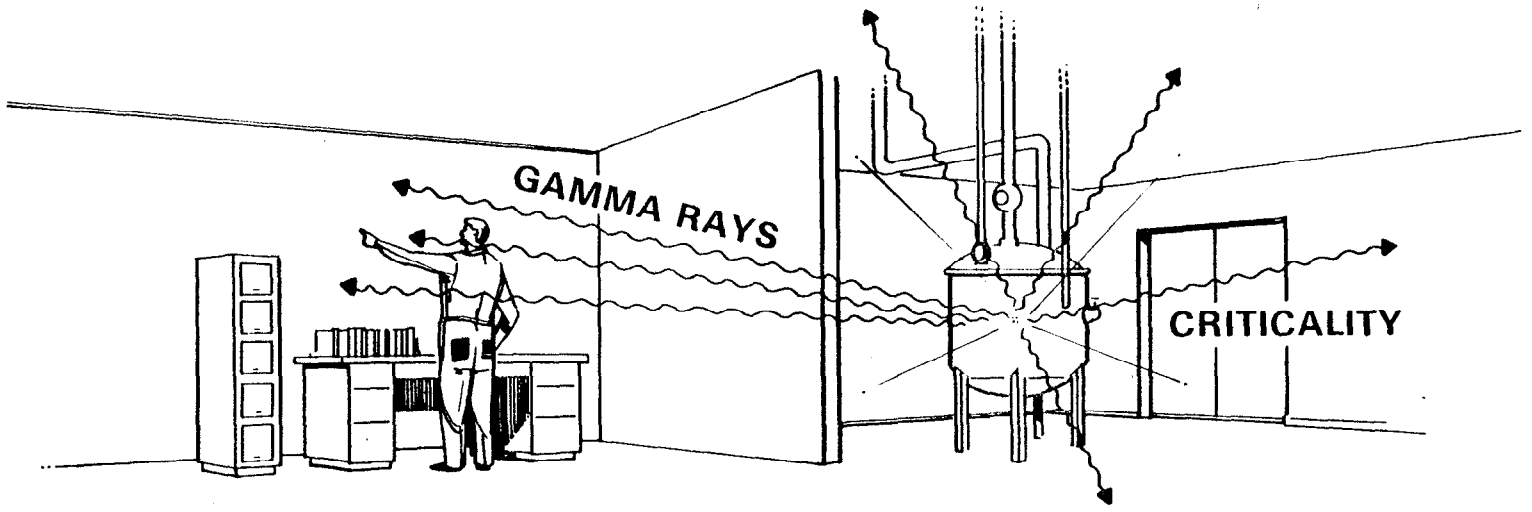

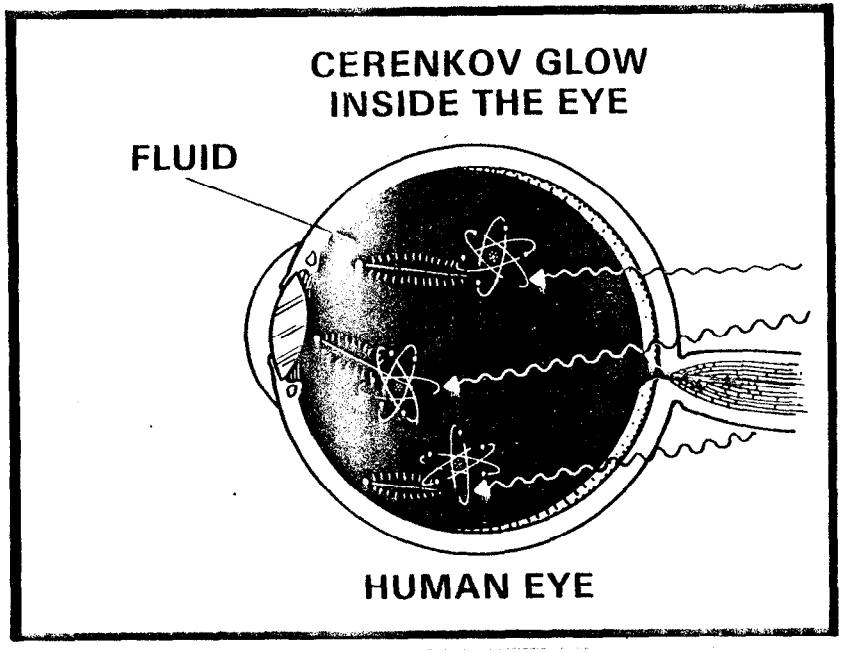



CRITICALITY AND THE "BLUE FLASH"

FIGURE 45

Y. CONCLUSIONS

An anomaly may be considered a deviation from a common or accepted rule, or something that may be out of keeping with respect to accepted notions of fitness and order. During the course of nuclear energy, a number of apparent anomalies have become evident in nuclear criticality. Some of these have been discussed in the open literature and some have not.

The foregoing examples serve, if for no other purpose, to illustrate the difficulty of attempting to set up a few rigorous, general, rules pertaining to the factors affecting criticality, and illustrate the complexity of criticality itself.

It is shown that there can be as many as three different critical concentrations with the same critical volume, and perhaps four different fuel concentrations having the same critical mass. It is interesting to note the differences and variations that occur in critical concentrations of ^{233}U, ^{235}U, and ^{239}Pu in infinite length cylinders. No single isotope is observed to have the smallest critical concentration over all possible cylinder diameters. On an a priori basis, a plant that was "safe by geometry" for any one of these three isotopes would not necessarily be safe for either of the other two.

Contrary to the usual expectation, the sphere, after all, may not be the configuration of least mass; the reflected cube may be somewhat less under certain circumstances. In some cases, the effect of added scatterers can significantly reduce the critical dimension; whereas, in others, the result can be precisely the opposite. It is noted that reducing the core density can, under some circumstances, actually decrease the critical mass, contrary to the usual expectation that the mass will be increased. Surprising as it may seem, a system with k_∞ < unity

might be made critical by reducing the core size and adding a finite reflector of D_2O, etc. (in the latter case $k_{eff} > k_\infty$!)

In some cases, the effect of moderation results in the smallest critical mass; whereas, in others (depending on the evenness or oddness of the nuclide) the effect is again precisely the opposite. Also, because of the fission cross section thresholds of the even-n actinide isotopes, the "worth of the dollar" can approach zero; due to the lower energy of the delayed neutrons the effective delayed neutron fraction can approach zero. Under these circumstances, no state of "delayed criticality" could prevail, but only prompt criticality as k_{eff} approached unity.

We have seen where a homogeneous aqueous mixture of ^{235}U and ^{238}U could have a smaller ^{235}U critical mass (over a limited concentration range) with low enriched uranium than if the uranium were fully enriched (93.5 wt% ^{235}U).

A number of peculiarities are manifest in the criticality of interacting arrays of subcritical units, that relate to the unit shape, its density, isotopic fuel composition, the lattice density within the array, and the degree of internal and external moderation and reflection involved. Calculations indicate an interacting array of 30.0% ^{235}U enriched metal spheres could have a lower critical lattice density of contained ^{235}U than an array of 93.2% ^{235}U enriched spheres, and thus a smaller critical ^{235}U mass in the lower enrichment array. There also is a case wherein units composed of the same fissile nuclide, unit k_{eff}, and average lattice density in the array can have a different critical number. In addition, an example is given wherein a reduction in k_{eff} of the subcritical units composing the array can actually enhance the overall array criticality.

There is an example wherein the effect of inserting a neutron absorbing rod into a Pu-solution-bearing sphere is to cause the reactivity to initially increase rather than decrease.

Pressures up to 10^{12} atm, comparable with the pressure in the center of the sun, are now believed achievable with advanced giant lasers or electron beams which could change the density of a small pellet of fissionable material under irradiation by a factor of some 250, thus making it possible to achieve a supercritical event in a small pellet of Pu containing as little as 10^{-2} g Pu.

One of the more interesting events in the annals of criticality was the discovery of a possible prehistoric chain reaction (Nature's Anomaly) that took place in the Republique of Gabonaise in primeval times with 3 wt% ^{235}U enriched uranium.

Finally, it is interesting to recall that, in the presence of inherent neutron sources, even the power reactor will be technically subcritical ($k_{eff} < 1$) when operating in a constant power mode at any power level. The list continues, and there are doubtless many other seemingly apparent anomalies that can be cited in the field of criticality.

Z. AND THEN THERE WERE NONE

> "The moving finger writes and, having written, moves on;
> Nor all your piety or wit shall lure it back to cancel
> half a line, Nor all your tears wash out a word of it."[a]

In the early days of aircraft and flying it was recognized that most accidents occurred during take off and landing (something true as well today). In those times the statement was made (and rightly so) that, take offs and landings were all the same, "highly hazardous."

Pertaining to the measurement of nuclear criticality in earlier times, or the assembly of a critical mass, before the factors affecting the chain reaction were so well understood, the "take off" or final stage at which the assembly became chain reacting was always a point of more than casual interest. Many years ago, the author and co-workers performed experiments on graphite-uranium subcritical piles showing for the first time that a natural uranium, grahite-moderated, water-cooled, reactor could be safely designed and operated such that loss of water coolant would not cause an increase in reactivity. This was the so called "cross over point" design. The author also was involved with the initial loading or start-up of a large production reactor based on this design - a reactor that has long since been shut down. To our consternations, it was noted that as fuel was initially being loaded to the graphite core, there was no significant neutron multiplication. If the pattern continued, the reactor might just end up fully loaded with fuel - and be subcritical. A "$200 million" facility might end up as the most expensive repository of uranium in graphite of all time - but it would not be a reactor (bear in mind that in terms of todays depreciated currency the $200 million would be comparable to perhaps a billion). Now the experiments on the small graphite-uranium piles that served as the basis for the lattice design had been carefully

(a) Omar Khayyam - from the Rubiat

performed with high precision and it was believed there was no error. It was then realized that the channels in which the uranium was being loaded were all filled with water. In effect, the reactor was "poisoned down" with a thousand or so "control rods of water." This being understood, there was no further concern, and the neutron multiplication began to appear normal as the fuel loading was further increased; everything finally went according to original prediction. A fuel column was subsequently discharged from the central region of the reactor's core - there was a reactivity gain. A second column was discharged - a further, albeit somewhat less, gain. Now normally one thinks of adding fuel to gain reactivity not by removing it! (Reactors are made critical by adding fuel!) In this case, the behavior is easily explained, but the author will let the reader ponder this "historical anomaly."

At no time in this early work, however, was there ever any hazard to the public at large as in the case of primitive aircraft.

Today, with modern instrumentation, improved knowledge, and well defined operating procedures, the critical experiment may now be performed as safely and routinely, and with as much precision, as the take off or landing of a modern jet aircraft.

The experiments, or calculations, which form the bases of nuclear criticality safety and control were performed by a special breed of persons ("criticality experimenters") many who have vanished, or are now rapidly vanishing from the scene. This is a natural consequence as the critical experiment work is brought to its logical conclusion, and as new critical experiment data requirements have been reduced. The benefits of the contributions of the "criticality experimenters" to nuclear energy will accrue in the course of time largely to their offspring, or the progeny thereof, and will contribute to a higher quality of life for those surviving in the future.

It has been a privilege for the author to have known, and worked with, some of these fine individuals over the course of some years. As has been said, there are those individuals who live out their life in a state of "quiet desparation," but for those of us fortunate enough to have been involved in the field of nuclear energy during its early state of development, there has also been some interesting and highly gratifying moments along the way. But as in the mythical story about the "ten little Indians," one day there was none.

> "I had a dream, which was not all a dream. The bright sun was extinguished, and the stars did wander darkling in the eternal space. Rayless, and pathless, and the icy earth swung blind and blackening in the moonless air."[b]

Perhaps in the end all that any of us can say is that it has been a great privilege for each of us to have lived briefly during a unique cycle of the total history of the cosmos in which nature has been kind enough to have made at least a portion of the cycle knowable to man.

The End

(b) "Darkness" by Lord Byron

ACKNOWLEDGEMENTS

The author kindly acknowledges the work of others, too numerous to mention individually, from which he so liberally borrowed in preparing this paper on "anomalies" of criticality.

The author especially acknowledges his appreciation to Pacific Northwest Laboratory artists - H.E. Krueger, for the art work of Figures 33, 40, and 45; and to M.S. Ferguson, for the illustrations appearing on the front and back cover and for the art work of Figures 41, and 43.

This paper is based on work performed under U.S. Department of Energy, Contract EY-76-C-06-1830.

REFERENCES

(1) R. D. CARTER, G. R. KIEL, and K. R. RIDGWAY, Criticality Handbook, Atlantic Richfield Hanford Company, ARH-600, Vol. I to III, Richland, Washington (1969/71).

(2) W. THOMAS and W. WEBER, Hanbuch zur Kritikalität, Lehrstuhl für Reactordynamik und Reaktorsicherheit der Universität Munchen, Garching (1970/72).

(3) J. W. WACHTER, M. L. BAILEY, T. J. CAGLE, W. T. MEE, R. H. PLETZ, F. G. WELFARE, and B. J. YOUNGBLOOD, Y-12 Plant Nuclear Safety Handbook, Y-1272 (1973) 190 p., N.S.A. 17 (1963) Nr. 32292; TID-4500 (20th Ed.) (1963).

(4) H. C. PAXTON, J. T. THOMAS, A. D. CALLIHAN, and E. B. JOHNSON, Critical Dimensions of Systems Containing ^{235}U, ^{239}Pu, and ^{233}U, TID-7028 (1964).

(5) Authority Health and Safety Branch, United Kingdom Atomic Energy Authority:

Handbook of Criticality Data, Vol. I, AHSB(S) Handbook 1, 1967;

Handbook of Experimental Criticality Data, AHSB(S) Handbook 5,

Part I, Chapters 1 to 4, 1967,
Part II, Chapters 5 and 6, 1968,
Part III, Chapters 7 to 10, 1968.

(6) Savannah River Laboratory, "Flux Enhancement With ^{252}Cf Source in a Sub-Critical Assembly," California-252 Progress, pp. 36-37 (November 1970).

(7) E. D. CLAYTON, "Plutonium Criticality Experiments," Physics Today, 18, 46-52 (1965).

(8) C. R. RICHEY, "Theoretical Analyses of Homogeneous Plutonium Critical Experiments," Nuclear Science and Engineering, 31, 32-39 (1968).

(9) C. R. RICHEY, "Re-examination of the Value for the Minimum Critical Concentration of ^{239}Pu in Water," Technical Note, Nuclear Science and Engineering, 55, 244-247 (1974).

(10) S. R. BIERMAN and E. D. CLAYTON, "Critical Experiments With Homogeneous PuO_2-Polystyrene at 50 H/Pu," Nuclear Technology, 15, 5-13 (1972).

(11) L. E. HANSEN, S. R. BIERMAN and E. D. CLAYTON, "Criticality of Mixed PuO_2-UO_2 Systems," Physics Research Quarterly Report April, May, June, 1969, BNWL-1150, Battelle Memorial Institute, Pacific Northwest Laboratories (August 1969).

(12) V. I. NEELY, and H. E. HANDLER, "Measurements of Multiplication Constant for Slightly Enriched Homogeneous UO_3 - Water Mixtures and Minimum Enrichment for Criticality," HW-70310, Hanford Atomic Products Operation (1961).

(13) "American National Standard for Nuclear Criticality Safety in Operations with Fissionable Materials Outside Reactors," N16.1-1975 (Revision of N16.1-1969), American Nuclear Society, Hinsdale, Illinois (April 1975).

(14) S. R. BIERMAN and E. D. CLAYTON, "Critical Experiments With Unmoderated Plutonium Oxide," Nuclear Technology, 11, 185 (1971).

(15) S. R. BIERMAN, L. E. HANSEN, R. C. LLOYD, and E. D. CLAYTON, "Critical Experiments With Homogeneous PuO_2 - Polysytrene at 5 H:Pu," Nuclear Applications, 6, 23 (1969).

(16) G. E. WHITESIDES and N. F. CROSS, "KENO - A Multigroup Monte Carlo Criticality Program" CTC-5, Union Carbide Corporation (1969).

(17) W. R. STRATTON, Criticality Data and Factors Affecting Criticality of Single Homogeneous Units, LA-3612, Los Alamos Scientific Laboratory (1967).

(18) E. B. JOHNSON, "Critical Parameters of Uranium (1.95) Metal Cylindrical Annuli," Transactions American Nuclear Society, 9, 185, (1966).

(19) E. B. JOHNSON, "Criticality of U (3.85) Rods and Cylindrical Annuli in Water," Transactions American Nuclear Society, 13, 379, (1970).

(20) W. B. ROGER, JR., and F. E. KINARD, "Material Buckling and Critical Masses of Uranium Rods Containing 3 wt% U^{235} in H_2O," Nuclear Science and Engineering, 20, 266-271 (1964).

(21) E. D. CLAYTON and C. L. BROWN, "Criticality and Nuclear Safety of Slightly Enriched Uranium," Chemical Engineering Progress Symposium Series, Vol. 61, No. 60, 33-43 (1965).

(22) R. C. LANE, C. PARKER, F. BROWN and D. G. STEVENSON, "Nuclear Safety Aspects of the Design and Operation of a Plant for the Production of Fast Reactor Fuel," Criticality Control of Fissile Materials, Proceedings of a Sysmposium, Stockholm, 1-5 November, 1965, I.A.E.A., Vienna (1966).

(23) E. R. WOODCOCK, "Fundamentals of Criticality Control," Criticality Control in Chemical and Metallurgical Plant, Karlsruhe Symposium, 1961, O.E.C.D.

(24) MAKOTO IWAI, "Effect of Added Scatterers on Nuclear Criticality," Journal of Nuclear Science and Technology, 7 (6) 291-299 (1970).

(25) K. D. LATHROP, DTF-IV - A Fortran-IV Program for Solving the Multi-group Transport Equation With Anisotropic Scattering, LA-3373, Los Alamos Scientific Laboratory (1965).

(26) C. M. NICHOLLS, E. R. WOODCOCK, and A. H. GILLIESON, "Criticality," Nuclear Science and Technology I, Chemical Processing Reactor Fuels, 394, Academic Press, Inc., New York (1961).

(27) C. B. MILLS, "Reflector Moderated Reactors," Nuclear Science and Engineering, 13, 301 (1962).

(28) G. SAFONOV, "Externally Moderated Reactors," R-316, The Rand Corporation, July, 1957

(29) L. B. ENGLE and W. R. STRATTON, "Critical Dimensions of Homogeneous Spheres Containing ^{235}U, ^{238}U, and Carbon for Various $C/^{235}U$ Ratios and ^{235}U Enrichments," LA-3883-MS, Los Alamos Scientific Laboratory (1968).

(30) V. I. NEELY and H. E. HANDLER, Measurement of Multiplication Constant for Slightly Enriched Homogeneous UO_3-Water Mixtures and Minimum Enrichment for Criticality, HW-70310, General Electric Company, Richland, Washington (August 1961).

(31) W. R. STRATTON, "A Review of Criticality Accidents," Los Alamos Scientific Laboratory Report LA-3611 (1967).

(32) M. L. BLUMEYER, "The Effects of Moderating Reflectors on Under-moderated Negative Buckling Cores, A thesis submitted in partial fulfillment of the Requirements for an MS degree in Nuclear Engineering, University of Washington (1968).

(33) G. A. LINENBERGER, J. D. ORNDOFF and H. C. PAXTON, "Enriched Uranium Hydride Critical Assemblies," Nuclear Science and Engineering, 7, 44-57 (1960).

(34) H. C. PAXTON, Discussion on "Fundamentals of Criticality Control," Criticality Control in Chemical and Metallurgical Plant, Karlsruhe Symposium, 1961, O.E.C.D.

(35) W. A. REARDON and F. R. CZERNIEJEWSKI, "A Study of Idealized Plutonium Metal Dissolvers and the "Always Safe" Conditions," Transactions American Nuclear Society, 6, 170 (1963).

(36) H. F. HENRY and C. E. NEWLON, K-1141, "Water Boiler Calculations of Critical Parameters," Carbide and Carbon Chemicals Company, K-25 Plant, Oak Ridge, Tennessee (August 13, 1954).

(37) L. E. HANSEN and E. D. CLAYTON, "Critical Parameters of Plutonium Systems - Part II: Interpretation," Nuclear Applications, 6, 381-390 (1969).

(38) Report of the IAEA Group of Consultants on Criticality Control in the Transport of Fissile Materials, Panel on Revision of Regulations for the Safe Transport of Radioactive Materials, Vienna, 11-22, (March 1963).

(39) C. E. NEWLON, "The Elements of Neutron Interacting Arrays," Proceedings International Symposium for Packaging and Transportation of Radioactive Materials, January 12-15, 1965, SC-RR-65-98 (Sandia Corporation and U. S. Atomic Energy Commission, Albquerque, New Mexico).

(40) B. L. KOPONEN, "Reactivity Enhancement in Transportation and Storage Arrays Due to Fissile Material Density Reductions," Nuclear Technology, 34, 242-248 (July 1977).

(41) J. T. THOMAS, "The Effect of Unit Shape on the Criticality of Arrays," ORNL-CDC-4, Oak Ridge National Laboratory, (October 1967).

(42) R. D. CARTER, "Plutonium Criticality Considerations in Reprocessing Wastes and Contaminated Soils," European Nuclear Conference, Paris, France, April 21-25, 1975.

(43) R. C. LLOYD, E. D. CLAYTON, and W. A. REARDON, "Operating Experience in the Hanford Plutonium Critical Mass Facility." Transactions American Nuclear Society, 5, 76 (1962).

(44) W. D. MYERS and W. J. SWIATECHI, Anomalies in Nuclear Masses, in Proceedings of the Sysekil Symposium, 1966, Ark, Fys., 36 (43): 343-352 (1967).

(45) M. G. MAYER and J. H. D. JENSEN, Elementary Theory of Nuclear Shell Structure, John Wiley & Sons, Inc., New York, 1955.

(46) J. R. NIX,"Predictions for Superheavy Nuclei," Phys. Today, 25, 30-38 (April 1965).

(47) E. D. CLAYTON and S. R. BIERMAN, "Criticality Problems of Actinide Elements," Actinides Reviews, 1, 409-432 (1971).

(48) E. D. CLAYTON, "Fissionability and Criticality: From Protactinium to Californium and Beyond," Techical Note, Nuclear Science and Engineering, 52, 417-420 (1973).

(49) R. VANDENBOSCH and G. T. SEABORG, "Consideration on the Probability of Nuclear Fission," The Physical Review, 110, 507 (1958).

(50) GEORGE CHUNG WU and LAWRENCE RUBY, "Possible Criticality of Protactinium-231," Technical Note, Nuclear Science and Engineering, 68, (1978).

(51) C. C. BYERS, G. E. HANSEN, J. J. KOELLING, E. A. PLASSMANN, and D. R. SMITH, "Reactivity Coefficients of Heavy Isotopes in LASL's Fast Critical Assemblies," Transactions American Nuclear Society, 28, 295 (1978).

(52) R. M. Westfall, "Critical Masses for the Even-Neutron-Numbered Transuranium Actinides," Nucl. Sci. Eng., 79, 237 (1981).

(53) H. K. Clark, "Subcritical Limits for Special Fissile Actinides," Nucl. Tech., 48, 164 (1980).

(54) American National Standard for Nuclear Criticality Control of Special Actinide Elements, ANSI/ANS-8.15-1981. American Nuclear Society, La Grange, Park, Illinois.

(55) T. F. WIMETT, et al., "Kinglet Safety Analysis," LA-4797-MS, Los Alamos Scientific Laboratory of the University of California, (October, 1971).

(56) G. SAFONOV, "Survey of Reacting Mixtures Employing U^{235}, Pu^{239}, and $U^{233}$for Fuel and H_2O, D_2O, C, Be, and BeO for Moderator," R-259, The Rand Corporation, January 8, 1954.

(57) E. D. CLAYTON and B. M. DURST, "Comment on the Interpretation and Application of Limiting Critical Concentrations of Fissile Nuclides in Water," Technical Note, Nuclear Technology, 33, 110-111 (1977).

(58) K. R. RIDGWAY and R. D. CARTER, Criticality Prevention Parameters of Plutonium in Soils, ARH-2622, Atlantic Richfield Hanford Company, Richland, Washington (1972).

(59) A. E. SMITH, Nuclear Reactivity Evaluations of 216-Z-9 Enclosed Trench, ARH-2915, Atlantic Richfield Hanford Company, Richland, Washington (1973).

(60) R. NAUDET, "Rapport De Synthese Sur Le Phenomene D'Oklo," Bulletin d'Informations Scientifiques et Techniques, No. 193 (June 1974).

(61) R. S. OLSON and M. A. ROBKIN, "A New Small Mass Critical Configuration," Transactions American Nuclear Society, 13, 669 (1970).

(62) K. R. YATES, "Criticality of Thin Flat Foils Versus Spherical Shells of ^{239}Pu," Transactions American Nuclear Society, 27, 415 (1977).

(63) F. WINTERBERG, "The Possibility of Micro-Fission Chain Reactions and Their Applications to the Controlled Release of Thermonuclear Energy," Z. Naturforsch, 28a, 6, 900 (1973).

(64) W. SEIFRITZ and J. LIGOU, "Laser-Induced Thermonuclear Micro-Explosions Using Fissionable Triggers," Transactions American Nuclear Society, 18, 18 (1974).

(65) GEORGE A. JARVIS and CARROLL B. MILLS, "Critical Mass Reduction," LA-3651, Los Alamos Scientific Laboratory, University of California, (December, 1966).

(66) H. ROBERT RALSTON, "Critical Parameters of Spherical Systems of Alpha-Phase Plutonium Reflected by Beryllium," UCRL-5349, Lawrence Radiation Laboratory, University of California, September 10, 1958.

(67) L. C. DAVENPORT and J. K. THOMPSON, "A Survey of Criticality Parameters for ^{239}Pu in Organic Media," Transactions American Nuclear Society, 27, 419-420 (1977).

(68) GLENN T. SEABORG, "From Mendeleev to Mendelevium - and Beyond," Robert A. Welch Foundation Conference, XIII: The Transuranium Elements - The Mendeleev Centenial, Houston, Texas, November 17, 1969.

(69) R. S. LEWIS, B. SRINIVASAN and E. ANDERS, "Host Phase of a Strange Xenon Component in Allende," Science, 190, No. 4221 (Decmeber 26, 1975).

(70) E. ANDERS, H. HIGUCHI, JACQUES GROS, H. TAKAHASKI and J. W. MORGAN, "Extinct Superheavy Element in the Allende Meterorite," Science, 190, No. 4221 (December 26, 1975).

(71) O. J. McNUTTY and V. P. PEASE, "Visual Phenomena Induced by Relativistic Carbon Ions With and Without Čerenkov Radiation," Science, 201, 28 (July 1978).

(72) J. V. JELLEY, "Čerenkov Radiation: Its Origin, Properties and Applications," Contemporary Physics, 3, 45-57, (1961).

(73) HAROLD ETHERINGTON, Nuclear Engineering Handbook, McGraw-Hill Boook Company, Inc., 7-74, (1958).